

City of Northville, Michigan FY2023 Annual Budget and Five Year Plan (2022 - 2026)



Brian Turnbull, Mayor

Barbara Moroski-Browne, Mayor Pro Tem

Council Members

John Carter
Andrew Krenz
Marilyn Price

CITY OF NORTHVILLE, MICHIGAN

FISCAL YEAR 2023 ANNUAL BUDGET and FIVE YEAR PLAN (2022 - 2026)

Brian Turnbull, Mayor

Barbara Moroski-Browne, Mayor Pro Tem

Council Members

John Carter

Andrew Krenz

Marilyn Price

City Administration

Patrick Sullivan, City Manager

Sandi Wiktorowski, Finance Director/Treasurer

Dianne Massa, City Clerk

Al Maciag, Police Chief

Matt Samhat, Fire Chief

Mike Domine, Director of Public Works

Tracey Emmanuel, Housing Director

Lori Ward, Downtown Development Authority Director

City of Northville
Fiscal Year 2023 Annual Budget
And Five Year Plan – 2022 through 2026

TABLE OF CONTENTS

SECTION I - OVERVIEW

BUDGET MESSAGE.....	I - 1
BUDGET PROCESS	I - 16
BUDGET SCHEDULE	I - 17
BUDGET DISCUSSION SCHEDULE.....	I - 18
CITY COUNCIL GOALS & OBJECTIVES.....	I - 19

SECTION II – GENERAL FUND BUDGET

GENERAL FUND SUMMARY	II - 1
REVENUES	II - 6
CITY COUNCIL	II - 16
CITY MANAGER’S OFFICE.....	II - 20
COMMUNICATIONS	II - 23
CITY CLERK.....	II - 26
TECHNOLOGY	II - 29
FINANCE & ADMINISTRATIVE SERVICES	II - 31
TAX & ASSESSING SERVICES	II - 34
ELECTIONS	II - 37
CITY HALL BUILDINGS & GROUNDS.....	II - 41
CITY ATTORNEY	II - 43
INSURANCE & CENTRAL SUPPLIES	II - 45
POLICE DEPARTMENT	II - 47
FIRE DEPARTMENT.....	II - 57
PLANNING, ZONING & INSPECTION SERVICES	II - 64
DEPARTMENT OF PUBLIC WORKS	II - 70
SHARED SERVICES	II - 77
DEBT SERVICE	II - 79
CONTRIBUTIONS TO OTHER FUNDS & CONTINGENCY	II - 81

City of Northville
 Fiscal Year 2023 Annual Budget
 And Five Year Plan – 2022 through 2026

SECTION III – SPECIAL REVENUE FUNDS

SUSTAINABILITY REVOLVING FUND	III - 1
MAJOR STREETS FUND	III - 3
LOCAL STREETS FUND	III-10
STREET, DRAINAGE & SIDEWALK IMPROVEMENT FUND	III - 16
PARKING FUND	III - 21
HOUSING COMMISSION FUND	III - 25

SECTION IV – ENTERPRISE FUNDS

REFUSE & RECYCLING FUND	IV - 1
WATER & SEWER FUND	IV - 8

SECTION V – DEBT SERVICE FUNDS

DEBT MANAGEMENT PROGRAM (FINANCING ACTIVITY)	V - 1
BOND PRINCIPAL AND INTEREST REQUIREMENTS	V - 3
INSTALLMENT PURCHASES, LOANS & OTHER COMMITMENTS	V - 4
DOWNTOWN DEVELOPMENT AUTHORITY DEBT SERVICE FUND	V - 5
HOUSING DEBT SERVICE FUND	V - 8
STREET BOND DEBT RETIREMENT FUND	V - 11

SECTION VI – CAPITAL PROJECT FUNDS

FIRE EQUIPMENT REPLACEMENT FUND	VI - 1
POLICE EQUIPMENT REPLACEMENT FUND	VI - 4
HOUSING COMMISSION CAPITAL OUTLAY FUND	VI - 7
PUBLIC IMPROVEMENT FUND	VI - 10

City of Northville
Fiscal Year 2023 Annual Budget
And Five Year Plan – 2022 through 2026

SECTION VII – INTERNAL SERVICE FUND

EQUIPMENT FUND VII - 1

SECTION VIII – COMPONENT UNITS

DOWNTOWN DEVELOPMENT AUTHORITY VIII - 1
BROWNFIELD REDEVELOPMENT AUTHORITY VIII - 12

SECTION IX – SIX YEAR CAPITAL IMPROVEMENT PROGRAM

OVERVIEW IX - 1
CAPITAL IMPROVEMENT PROGRAM BY FUND IX - 8
FIRE EQUIPMENT REPLACEMENT FUND 20 YEAR PLANS IX - 40
POLICE EQUIPMENT REPLACEMENT FUND 20 YEAR PLAN IX - 48

SECTION I

OVERVIEW

The section provides the reader with details of the process by which the fiscal year 2023 budget for the City of Northville is created and adopted. This section includes the City Manager's budget message, a description of the budget process, a schedule of key dates in the preparation and presentation of the budget, notices of availability and public hearing, and the resolution by City Council to adopt the budget.

**City of Northville
Fiscal Year 2023 Budget Message**

April 4, 2022

Honorable Mayor and City Council Members:

Transmitted herewith is the proposed FY2023 City of Northville Annual Budget. The proposed budget is part of a five-year plan which projects the current year budget and forecasts future revenues and expenditures three years beyond the proposed fiscal year. By utilizing the five-year model, the City is able to effectively manage resources to balance operations and capital needs. A tradition has been established to submit a balanced and realistic budget within the goals, objectives and priorities established by the City Council. This year is no exception.

Starting in January, City Council developed their goals, objectives, and project priorities. Many of those items are addressed in this budget document. Those items include long-term fiscal and financial stability, street and watermain improvements, Fire Station/Energy Efficiency renovations, and Master Plan update, among many others. One of the City Council's high priority goals is long-term financial stability. The budget has been prepared with this goal as a priority. The goals are provided in greater detail beginning on page I-19 and throughout the various funds in this document.

FY2023 Budget Highlights

The "Summary – All City Funds – Expenditures" graph on page I-15 shows the level of activity of the City's 19 funds in relation to each other. The three largest funds are the General Fund (40%), Water & Sewer Fund (21%) and the Local Street Fund (7.5%).

Personnel Costs:

A City is a service-oriented organization. Personnel costs are, therefore, the largest category of expenditure. One of the largest components of personnel costs is providing healthcare for active employees. Wages and fringes entity-wide will cost almost \$6.1 million in FY2023.

All four labor contracts are set to expire on December 31, 2024. Employee's cost-sharing of the medical premiums and health savings accounts (HSA) continues to be 20% to comply with the State of Michigan Publicly Funded Health Insurance Contribution Act. Dental and vision benefits remain 100% City-paid. Staff reviews policies annually to determine if a change is warranted. For calendar year 2022, the premium cost of the active's health insurance increased 7.8%.

City of Northville
Fiscal Year 2023 Budget Message – continued

Legacy Costs:

Pension Plan: The City of Northville, like many local governments, is facing an underfunding of its pension obligations. The City has closed all of its pension funds, which means new hires are no longer added to the system; but the City is obligated to continue to fund the pension system for active or retired employees who were promised benefits. At the time of the most recent actuarial valuation (12/31/20), the pension was underfunded by \$6 million. This represents a funded ratio of 73%. As of the December 31, 2020, there were 3 active members, 8 vested former members, and 65 retirees and beneficiaries.

The next valuation is expected in June 2022 with a measurement date of December 31, 2021. The required annual contribution for FY2023 is \$1,488,552. An additional contribution from the General Fund for \$200,000 is included in the budget.

OPEB: Other Post-Employment Benefits (OPEB) refers to retiree healthcare benefits. The City no longer offers this benefit to new employees, but it is obligated to fund the benefits promised to employees hired over many years. The December 31, 2021 valuation of the OPEB plan identified a net pension asset of \$1.5 million. The funded ratio is at 113%. There are currently 75 retirees and spouses and 13 eligible actives in the retiree healthcare plan. Since the plan is overfunded, retiree healthcare benefits will now be paid through the plan. Those costs are estimated to be approximately \$700,000 in FY23 and will result in a direct savings to various funds within the City.

American Rescue Plan Act:

The Coronavirus State and Local Fiscal Recovery Funds, a part of the American Rescue Plan, delivers \$350 billion to state, local, and Tribal governments across the country to support their response to and recovery from the COVID-19 public health emergency. This funding is more commonly referred to as ARPA funds. The final rule just recently issued delivers broader flexibility and greater simplicity in the program allows spending of the funds in the following categories:

- Replacing Lost Public Sector Revenue
- Public Health and Economic Impacts
- Premium Pay
- Water, Sewer & Broadband Infrastructure

City of Northville
Fiscal Year 2023 Budget Message – continued

While recipients have considerable flexibility to use Coronavirus State and Local Fiscal Recovery Funds to address the diverse needs of their communities, some restrictions on use of funds apply:

- Offset a reduction in net tax revenue
- Deposits into pension funds
- No debt service or replenishing reserves
- No satisfaction of settlements or judgments

The final rule offers a standard allowance for revenue loss of up to \$10 million, allowing recipients to select between a standard amount of revenue loss or complete a full revenue loss calculation. Recipients that select the standard allowance may use that amount – in many cases their full award – for government services, with streamlined reporting requirements.

Staff is recommending using the funds in the first category, replacing lost public sector revenue, since it is the broadest and most flexible. This allows the City to use the funds for government services, unless explicitly prohibited. Government services generally include any service traditionally provided by a government, including construction of roads and other infrastructure, provision of public safety and other services, and health and educational services.

The City of Northville will receive \$624,870 in total ARPA funds. Half was received in September 2021. The other half is expected in September 2022.

The most recent water reliability study estimates needed capital improvements to the system in the amount of \$4.36 million over the next five years. That estimate does not include design or engineering. The proposed budget utilizes the full allocation of ARPA funds for the 2022 water system improvements which includes painting of the water tower, replacing 4- and 6-inch mains on Lake Street with a 12-inch main, and lead service line replacements on Lake Street.

Using these funds in the Water & Sewer Fund will allow the proposed lower rate of \$11.03 per unit, rather than \$14.28 per unit. One unit equals 1,000 gallons of water.

City of Northville
Fiscal Year 2023 Budget Message – continued

2020 Census:

The 2020 Census results were recently made available. The City’s population increased from 5,970 to 6,119. Several revenue sources the City receives are partially population-based. They include state-shared revenue and Act 51 revenue. The City will see slight increase in those revenue sources. The cost-sharing formula for Parks & Recreation, Senior Adult Services, and the Northville Youth Network are also partially based upon the population. That change, in combination with the taxable values of both communities, resulted in a decrease in the cost-sharing formula with Northville Township. The City’s share decreases from 16.1% to 15.8% for the FY23 contribution.

Strategic Prioritization Project:

In March 2022, City Council kicked off the first of three planned workshops to assist with the strategic prioritization of the recommendations from the Farmers Market Task Force, the Ford Field Task Force, the River Walk Task Force, the Mobility Network, and the Sustainability Team. Vettrains Consulting and Double Haul Solutions are assisting City Administration and City Council with this strategic planning process. The end result will be a final report identifying City Council’s top priorities. There are many recommendations that are not currently included in City Council goals, the Master Plan, other plans, or this budget document. If desired, the consultants would provide a proposal for a future phase of the project which would involve financial planning for the identified top priorities.

General Fund: The FY2023 General Fund budget is a balanced budget and is summarized below.

Property Taxes: The primary source of General Fund revenue is property taxes at 70% of total revenue as shown on page II-3. Property tax revenue is impacted most significantly by the annual inflation rate used in determining Taxable Value. Each October, the Michigan Department of Treasury announces the Inflation Rate Multiplier (IRM) that is applied by each municipality. For 2022, the IRM was an increase of 3.3%. For comparison, the IRM for 2021 was an increase of 1.4%.

The taxable value of the City, net of DDA, increased 5.8% from the 2021 to 2022 tax year. The 2022 taxable value, confirmed by the March Board of Review, is 446,551,55 (net of 30,347,252 in DDA tax capture). The increase in taxable value was \$24.4 million.

City of Northville
Fiscal Year 2023 Budget Message – continued

Approximately \$11.7 million of that increase was due to new construction. Real property increased 6% and personal property increased 11%. The taxable value increase will provide an additional \$305,000 in general operating tax revenue. Assessed value of the City increased 2.6% from the prior year.

The City Charter of Northville provides for a maximum property tax levy of 20 mills. This millage limitation is split between a general operating levy maximum of 18.0800 mills and a dedicated levy of 1.9200 mills for streets, drainage and sidewalk improvements. Due to the limitations imposed by the Headlee Amendment to the Michigan Constitution, the maximum general operating levy currently permitted is 13.0182. In 2017, the City levied 13.5864 mills. For the fourth year in a row, the City will be required to reduce its levy, which will constrict the property tax revenues received in the General Fund. The forecasted trend for the general operating levy is expected to decline further over the next several years.

State Shared Revenue: Historically, State Shared Revenue was comprised of two components: Constitutional and Statutory. Constitutional State Shared Revenue is budgeted based upon 2020 Census data and distribution rates received from the State of Michigan in March 2022. The State of Michigan Legislature enacted the current formula for allocating state shared sales tax revenue in December 1998. The amount projected for FY2023 is based on the current information provided by the State of Michigan. The amount is decreasing partially due to receiving the census 2020 adjustment in the prior year. However, the State's budget is not finalized. Therefore, amounts are subject to change. This portion continues to be a stable revenue source for the City.

The City also receives City, Village, Township (CVT) Revenue Sharing. To qualify, eligible municipalities must meet best practices in the category of accountability and transparency which includes publishing a Citizen's Guide, a Performance Dashboard, a Debt Service Report, and a Projected Budget Report. All four of these reports are available on the City's website. The total FY2023 budgeted CVT revenue sharing is expected to remain the same amount as the prior year.

Police Services: The proposed budget assumes the continuation of twelve-hour shifts which began in 2017. One Sergeant will attend the FBINA Michigan Police Executive Development program and another Sergeant will attend the Police Staff and Command training. Dispatch and lockup services will continue to be contracted with Northville Township.

City of Northville
Fiscal Year 2023 Budget Message – continued

The City has partnered with Hegira Health to assist with situations such as mental health emergencies, families in need of mental health assistance, persons who need mental health or addiction related care, etc. Currently, a grant pays for an embedded Police Clinician that serves the cities of Northville, Plymouth, Northville Township and Northville Youth Network. The grant is set to expire in December of 2022. Afterwards, the City proposes to continue that shared position with the costs split between each of the participants.

Fire Services: Since January 1, 2012, the City of Northville has been providing professional fire prevention, fire suppression and emergency medical services to the City of Plymouth. That agreement term is for twelve years. Costs are reimbursed by the City of Plymouth based upon a pro-rata share of runs in the prior calendar year. For FY2023, Northville's share is 38% which is down five percent from the prior year. Renovations of the Northville station to provide the department with a climate controlled living space and additional offices is a high priority goal for City Council and will be planned for in the coming fiscal year.

Parks, Recreation, and Senior Services: As of January 1, 2018, the administration of this department transferred from the City to Northville Township. The City's share of the costs for these shared services decreased from 16.1% to 15.8% and is recalculated annually based upon taxable values and populations of both communities.

Planning, Zoning & Inspection Services: Several subarea updates to the Master Plan have been undertaken in the past few years. State statute requires a Master Plan review every five years. That review must occur in calendar year 2022. Costs have been included in the budget if amendments to the plan are necessary.

Technology: Replacement of the network servers, desktop computers, and copy machines

Transfers to Other Funds: Annually, the General Fund transfers funds to the Fire Equipment Replacement Fund, the Police Equipment Replacement Fund, and the Public Improvement Fund to add to the reserves for future police, fire, and technology purchases. An additional contribution of \$200,000 into the pension plan is proposed for FY2022 and the following three years in an effort to increase the funded ratio.

City of Northville
Fiscal Year 2023 Budget Message – continued

Special Revenue Funds: The City budgets for transactions in which the funding source is legally restricted to be spent for specific purposes as Special Revenue Funds.

The Sustainability Revolving Fund was formed to initiate efforts that would help guide the City toward becoming a more sustainable city. While most people associate sustainability with environmental conservation, it is also about people and the health of the community. The only activity currently recorded in this fund is an accumulation of the City's share of cost savings from LED lighting conversions.

The Street, Drainage & Sidewalk Improvement Fund records revenue received from a dedicated millage approved by voters in 1997. The approved millage rate of 1.9200 mills has been permanently reduced by Headlee roll backs to 1.6216 mills for FY2023. The revenue generated by this millage will help fund the City Council high-priority goals of street, sidewalk, and non-motorized improvements throughout the City. The proposed levy will generate \$724,000 in tax revenues. The following streets will be improved in the 2022 construction season: Lake Street, Andover, Grasmere, Morgan Blvd., and Randolph. A map of the streets to be improved is included on page III-17.

The Major and Local Street Funds records revenue received from gasoline tax through the State of Michigan under Act 51. These revenues are for maintenance of streets which includes patching, sealing, pavement marking, traffic signs and signals, winter snow and ice control. Construction and reconstruction of roadways can be funded with Act 51 revenues. The City is expecting to receive approximately \$710,000 of Act 51 revenue in FY2023.

The Parking Fund records the maintenance and improvement of the two parking decks and eight surface lots. No planned improvements are proposed for FY2023. The biggest challenge facing the City over the next several years will be the immediate and long-term plan to address the maintenance of the parking system. The DDA contributes towards some of the costs.

The Housing Commission Fund proposes to increase the rent at Allen Terrace, an independent senior citizen apartment community, by 2% from \$750 to \$765 per month for one-bedroom apartments and 1.3% from \$1,145 to \$1,160 for the two-bedroom apartments. A transfer to the Housing Capital Outlay Fund for approximately \$195,000 is proposed for building improvements identified in its

City of Northville
Fiscal Year 2023 Budget Message – continued

Capital Needs Assessment report. Updating that report will be a priority in the next fiscal year. Allen Terrace does not rely on property taxes for its operations.

Capital Project Funds: These funds are used to account for resources to be used in the construction of major capital facilities and the acquisition of capital equipment that benefits the general public. More details on these projects can be found in Section IX.

The Fire Equipment Replacement Fund will be accumulating reserves to purchase needed equipment in future fiscal years. The pagers are planned for replacement in FY2023.

The Police Equipment Replacement Fund will be accumulating reserves to purchase needed equipment in future fiscal years. The replacement of one patrol vehicle and enhancing the electronic key fob entry system are planned.

The Housing Commission Capital Outlay Fund will utilize reserves to replace the boiler system at Allen Terrace. The capital needs assessment will be updated to provide a plan for long-term building maintenance needs.

The Public Improvement Fund is planning for the replacement of the play structure at Fish Hatchery Park and the addition of a columbarium at Rural Hill Cemetery.

There is currently \$1.2 million set aside for future Fire Station and City Hall renovations. High-level design work has been completed and cost estimates received. This project is a high-priority goal of City Council. A secondary goal to be included in the renovation plan is to incorporate energy efficiencies where possible.

Enterprise Fund Services: The City accounts for its Refuse & Recycling Fund and Water & Sewer Fund as enterprise funds. Enterprise funds should be supported by independent rate structures and not by taxes. Although operational summaries are reviewed when necessary to determine the adequacy of rates, formal budgets are not required under the State of Michigan's Uniform Accounting and Budgeting Act and are, therefore, not contained in the Budget Resolution.

City of Northville
Fiscal Year 2023 Budget Message – continued

The Refuse & Recycling Fund has been self-supporting for many years. This activity provides curbside residential pick-up, commercial pick-up in the downtown, curbside leaf pickup, curbside brush chipping, and household hazardous waste disposal. Both contracts for commercial and residential services with Waste Management will expire on May 31, 2022. City Council awarded a new five-year contract to GFL Environmental.

The goal of this fund is to have the current rates cover the entire cost of the residential and commercial programs. The residential program rate is proposed to increase from \$41.06 to \$42.00 bi-monthly, an increase of 2.29%. The commercial program rates will remain unchanged from the prior year.

The Water & Sewer Fund is the City's second largest fund. The City of Northville's water supplier is the Great Lakes Water Authority (GLWA). Several years ago, GLWA shifted from strictly a commodity-based cost structure to combination of a fixed (60%) and commodity-based (40%) rate structure. This means that the City is required to pay that fixed portion and it is not dependent on consumption.

For FY2023, the charge for water from GLWA is proposed to increase by 3.4%. Last year there was no rate increase to the users for water. This year, it is proposed to increase from \$10.35 to \$11.03 per unit. This rate structure is set up to cover any GLWA water cost increases, capital improvements, and operational and maintenance costs. This includes establishing a reserve for future water main replacements to be completed in conjunction with the related street improvements. The Water Reliability Report specifies that when roads are improved, the City should replace the water main at the same time if it is determined to be old. This will increase the need for additional funding for water improvements as streets are improved.

City administration is proposing using its allocation of ARPA funds to help pay for the 2022 water system improvements which includes Lake Street watermain and lead service line replacements and painting of the water tower.

Wayne County is the provider of sanitary sewer service for the City of Northville. The City of Northville, along with 14 other jurisdictions, is included in the "Rouge Valley Sewage Disposal System". The County has not yet proposed rate increases for the upcoming year. However, an increase of 5% for sewage disposal is budgeted. It is proposed that the City increase the sewer rate from \$7.88 to \$8.35 per unit effective July 1, 2022.

City of Northville
Fiscal Year 2023 Budget Message – continued

Since the sewer charge from Wayne County has not been approved at the time this budget was published, the rates passed onto the users of the systems are subject to change.

The fixed service charge is proposed to remain unchanged from the prior year at \$4.84 bi-monthly. This charge is set to cover the costs of the meter reading and billing process. The meter replacement charge will also remain unchanged at \$6.67 bi-monthly. This charge will pay for debt service payments that financed replacement of the aging water meters City-wide.

The average household utility bill will increase approximately 5.3%, or \$12.44 bi-monthly, with adjustments to the water, sewer, and residential refuse charges. If ARPA funds are not used in the Water & Sewer Fund, the overall rate increase would be 19%, or \$44.94 bi-monthly.

Staff plans to contract with a third-party to perform a formal rate study for this fund, to include converting some of the consumption-based rates into fixed rates.

In 2007, the City of Northville signed an Administrative Consent Order with the Michigan Department of Environmental Quality (MDEQ). To comply with this order, the City has a time table in which to bring its sanitary sewer flow within contract limits. The City is not alone in this effort. The City's efforts are part of a combined effort with surrounding communities under Wayne County's leadership. The City's sanitary sewer system has been evaluated under wet weather flows and for design issues. This multi-year project will take on pilot projects aimed at eliminating excess flow in Northville's sanitary sewer system. Depending on the success of these pilot projects, the City may be required to share in the construction of a wastewater capacity control system. It is likely that Wayne County will issue debt on behalf of itself and all the communities impacted by this wastewater capacity project. Since the timing and cost of this project is unknown, this project is not included in the proposed budget.

Downtown Development Authority (DDA): The DDA is a component unit of the City of Northville. The activity in this fund fluctuates year-to-year as specific projects are identified. The DDA has continued to actively utilize a committee structure to implement the Downtown Strategic Plan which was updated in July 2016.

City of Northville
Fiscal Year 2023 Budget Message – continued

The taxable value subject to DDA capture increased 6.3% from last year, generating an additional \$47,000 in captured taxes. The DDA is anticipating \$36,000 to be reimbursed by the State for the small taxpayer exemption from personal property with taxable values of less than \$40,000. The 2-mill levy has been permanently reduced to 1.8093 mills due to a Headlee rollback. This will provide for \$67,000 in revenue for fiscal year 2023. The DDA assists in paying costs for street lighting, electricity, and parking maintenance in the downtown area.

Brownfield Redevelopment Authority: This fund was established in FY2022 to facilitate the implementation of Brownfield plans relating to the identification and treatment of environmentally distressed, functionally obsolete and/or blighted areas to promote revitalization. There are two potential projects that may qualify as Brownfield projects. Since neither project has been approved, they are not included in the budget at this time. Budget amendments will be required if either project is approved and moves forward.

Creation of The Downs Project Advisory Committee: The developers of The Downs Planned Unit Development (PUD) are proposing several public benefits as required by the City of Northville’s PUD ordinance. The developers are proposing a public/private partnership arrangement to fund the public improvements. Potential sources of funding identified to date include Brownfield Tax Increment Financing (TIF), a development agreement with the Downtown Development Authority (DDA) to capture new tax revenue within their boundaries, and grants and contributions by the developer. Since decisions about these proposed funding sources involve several different boards and commissions within the City, a mechanism is needed to reach an acceptable financing proposal between the City and the developer. The Planning Commission needs to know there is a reliable financing plan in order to establish that adequate public benefits will be provided as required by the ordinance. The DDA needs to be involved if DDA tax revenues are to be captured for the plan. The Brownfield Redevelopment Authority will be asked to come up with most of the funding, through a Brownfield TIF. There are environmental and walkability improvements that need to be made as part of the redevelopment. City Council will need to approve a development agreement that includes all of these aspects. In order to have input from all of the bodies which will be involved in making these decisions, and in order to have a group that can analyze the detailed financial arrangements required and recommend an acceptable plan back to the bodies which will consider approval, a Downs Project Advisory Committee (DPAC) was formed. The Committee be comprised of the Mayor, along with the Chairpersons of the Planning Commission, Brownfield Redevelopment Authority, Downtown Development Authority, Sustainability Committee, and the Rouge River Restoration Task Force Committee.

City of Northville
Fiscal Year 2023 Budget Message – continued

Debt: The City currently has three outstanding bond issues and one installment purchase contract. The first bond issue is repaid through captured taxes by the DDA with a final payment due in FY2025. The second bond issue is repaid from tenant rents at Allen Terrace with a final payment due in FY2023. The third bond issue is for street improvements and is repaid by a debt millage with a final payment due in FY2029. The installment purchase contract was to finance the purchase of an aerial truck for the Fire Department. A portion of the annual payment is paid by the City of Plymouth per the terms of the cost sharing agreement between the two communities. The final payment for the installment purchase contract will be in FY2026.

Capital Improvement Program: The Capital Improvement Program for FY2023 provides for \$3 million in physical improvements. The City’s Six-Year Capital Improvement Plan (CIP) is essential to the planning process of the City of Northville. This plan complies with the Planning Enabling Act which requires local governments to prepare an annual capital improvement plan.

In its desire to provide quality service and facilities to its residents, the City of Northville realizes that needs and wants always exceed resources. This multi-year plan provides a framework in which desired acquisitions and projects are prioritized and matched with finite resources. The goal in developing the six-year program is to plan for and guide needed capital improvements and expenditures in a fiscally sound manner. This ensures that these improvements are consistent with the goals and policies of the City Council and the residents of the City of Northville. Further detail may be found in Section IX.

Proposed 2022 Millage Rates: The following statements are provided concerning the 2022 proposed millage levies for the City.

- The Operating Millage is proposed to be 13.0182 mills, compared to 13.0496 mills in 2021, resulting in a decrease of 0.24%.
- The levy for Streets, Drainage and Sidewalks Improvements is proposed to be 1.6216 mills, compared to 1.6256 mills in 2021, resulting in a 0.25% decrease.
- The levy for Street Bond Debt, approved by the voters on November 6, 2018, is proposed to be 0.7862 mills, compared to 0.8311 mills in 2021, resulting in a 5.4% decrease.
- The total City millage for operating, debt, and improvements is proposed to be 15.4260 mills in 2022. Compared to the 15.5063 mills levied in 2021, the decrease is 0.0803 mills, or 0.52%.

City of Northville
Fiscal Year 2023 Budget Message – continued

Budget Process: The City Charter requires that a public hearing be held and the budget be adopted at the second regular meeting in May, which has been scheduled for Monday, May 16, 2022. City Council budget review sessions are scheduled for Thursday, April 7, 2022 and Monday, April 11, 2022. In presenting this budget, every effort has been made to reflect the stated policies, goals and objectives of the City Council within the financial means available. Your careful consideration of this budget proposal is requested.

The preparation of the budget document requires the cooperation of all City Department Heads. Their efforts and contributions are greatly appreciated. Without their hard work, attention to detail, and persistence, the budget would be far less accurate, orderly, and concise.

Respectfully submitted,

Patrick Sullivan

City Manager

**City of Northville
Fiscal Year 2023 Annual Budget
and Five Year Plan (2022-2026)**

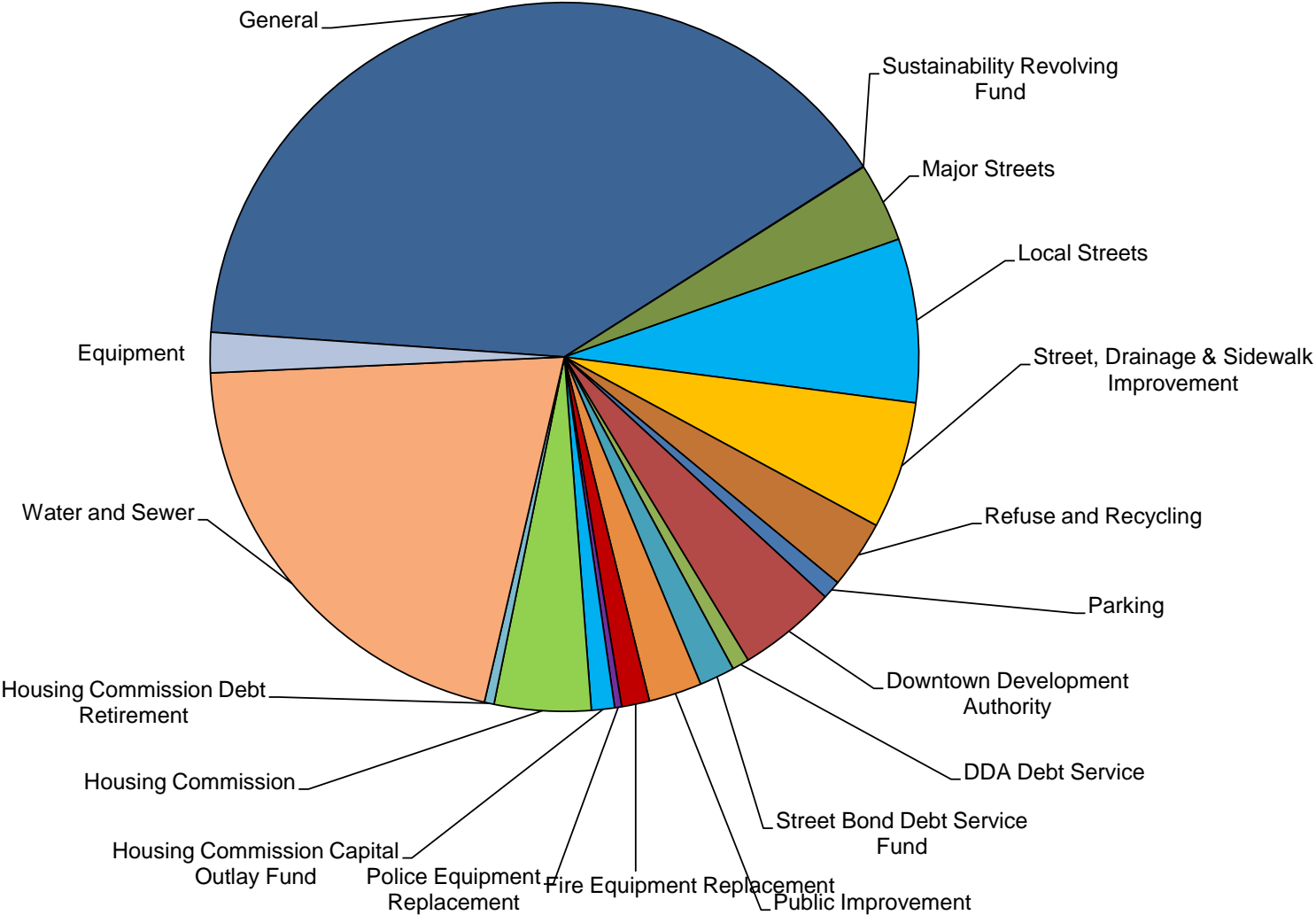
Total Expenditures All Funds

In this summary, the total proposed FY2022-23 budget for all funds is compared with the projected totals for FY2021-22. All budget totals in this summary include interfund transfers out and, if any, increase to fund balance.

Fund	2021-22 Projected	2022-23 Proposed	Net Change	Percent Change
General	\$ 8,410,880	\$ 8,681,129	\$ 270,249	3.21%
Sustainability Revolving Fund	\$ 4,661	\$ 5,556	\$ 895	19.20%
Major Streets	\$ 562,763	\$ 786,207	\$ 223,444	39.70%
Local Streets	\$ 1,655,614	\$ 1,625,664	\$ (29,950)	-1.81%
Street, Drainage & Sidewalk Improvement	\$ 1,290,619	\$ 1,265,569	\$ (25,050)	-1.94%
Refuse and Recycling	\$ 812,232	\$ 675,465	\$ (136,767)	-16.84%
Parking	\$ 387,481	\$ 185,855	\$ (201,626)	-52.04%
Downtown Development Authority	\$ 935,609	\$ 977,754	\$ 42,145	4.50%
DDA Debt Service	\$ 174,685	\$ 169,880	\$ (4,805)	-2.75%
Brownfield Redevelopment Authority	\$ 11,100	\$ -	\$ (11,100)	-100.00%
Street Bond Debt Service Fund	\$ 354,383	\$ 351,079	\$ (3,304)	0.00%
Public Improvement	\$ 662,949	\$ 527,450	\$ (135,499)	-20.44%
Fire Equipment Replacement	\$ 267,325	\$ 277,515	\$ 10,190	3.81%
Police Equipment Replacement	\$ 101,907	\$ 69,500	\$ (32,407)	-31.80%
Housing Commission Capital Outlay Fund	\$ 450,010	\$ 229,413	\$ (220,597)	-49.02%
Housing Commission	\$ 939,831	\$ 958,230	\$ 18,399	1.96%
Housing Commission Debt Retirement	\$ 92,996	\$ 96,017	\$ 3,021	3.25%
Water and Sewer	\$ 3,695,699	\$ 4,497,443	\$ 801,744	21.69%
Equipment	\$ 391,369	\$ 398,665	\$ 7,296	1.86%
Total All City Funds	\$ 21,202,113	\$ 21,778,391	\$ 576,278	2.72%

**City of Northville
Fiscal Year 2022 Annual Budget
and Five Year Plan (2021-2025)**

Summary - All City Funds - Expenditures



**City of Northville
Fiscal Year 2023 Annual Budget
and Five Year Plan (2022-2026)**

BUDGET PROCESS

The City of Northville Charter designates the City Manager as the Chief Budget Officer. Preparation of the City budget is in accordance with the schedule set by Charter and City Council.

The budget represents a complete financial plan for all activities of the City for the ensuing fiscal year. All estimated revenue and proposed expenditures are detailed and presented in a form prescribed by law. In addition, this document presents the proposed budget as part of a five year plan to improve the decision-making process.

The budget process begins with goals and objectives meetings in January with the City Council, City Manager and administrative staff. These are public meetings. Based upon presentations by the City Staff and discussion between the Mayor and City Council, goals and objectives are prioritized by City Council for the next fiscal year.

Each January, department heads receive workpapers to prepare their individual line item budgets. Upon completion, the departmental budgets are returned to the Finance Department in February where the budget data is compiled and verified. The City Manager and Finance Director then analyze these amounts. Further discussions occur with department heads and the budget adjusted accordingly.

A proposed, balanced budget is then developed to support the direction and focus established for the community by City Council. Specific issues are identified which are vital to continued quality services within the means available. This method of budgeting serves to improve the level of organizational accountability. City Council meetings, held in April and May, provide all interested citizens an open forum where they can be heard. Upon review, and a subsequent public hearing, the City Council adopts the budget by resolution.

The budget is scheduled for adoption at the second regular City Council meeting in May in accordance with the City Charter. The operating millage rate is established as part of the budget adoption resolution.

**City of Northville
Fiscal Year 2023 Annual Budget
and Five Year Plan (2022-2026)**

Budget Schedule

The City Charter requires that the City Budget be adopted not earlier than April 15 and not later than the third Monday in May of each year. The following schedule is proposed for study sessions and regular meetings related to the adoption of the 2022-23 City Budget.

Monday, January 10	Special City Council Meeting – Goals and Objectives (6:30 pm)
Monday, January 17	Finance Department distributes worksheets to Department Heads
Friday, February 4	Departmental worksheets and supporting documentation due to Finance Department
Monday, April 4	Budget document given to City Council
Thursday, April 7	Special Meeting – Budget Review Session #1 (6:30 pm)
Monday, April 11	Special Meeting – Budget Review Session #2 (6:30 pm)
Thursday, May 5	Notice of Availability of Budget and Hearing on Budget (at least one week in advance of the hearing)
Monday, May 16	Regular Meeting - Hearing on Budget Adoption, subsequent Budget Adoption, and establishment of 2022 Operating Millage Rate

**City of Northville
Fiscal Year 2023 Annual Budget
and Five Year Plan (2022-2026)**

Budget Discussion Schedule

All meetings are held at 6:30 PM in the City Council Chambers, 215 W. Main Street, Northville, Michigan 48167.

<u>Session # 1 Thursday, April 7, 2022</u>	<u>Session #2 Monday, April 11, 2022</u>
<ul style="list-style-type: none"> General Fund <ul style="list-style-type: none"> Revenues City Council City Manager Communications City Clerk Technology Finance Tax & Assessing Elections City Attorney Insurance, Central Supplies Fire Department Planning, Zoning & Inspection Services Shared Services Debt Service Contributions to Other Funds and Unallocated Reserve Special Revenue Funds <ul style="list-style-type: none"> Housing Commission Capital Project Funds <ul style="list-style-type: none"> Fire Equipment Replacement Fund Housing Commission Capital Outlay Fund Public Improvement Fund 	<ul style="list-style-type: none"> General Fund <ul style="list-style-type: none"> Buildings & Grounds Police Department Public Works Component Unit <ul style="list-style-type: none"> Brownfield Redevelopment Authority Downtown Development Authority Capital Project Funds <ul style="list-style-type: none"> Police Equipment Replacement Fund Special Revenue Funds <ul style="list-style-type: none"> Sustainability Revolving Fund Major Streets Fund Local Streets Fund Street, Drainage & Sidewalk Improvement Fund Parking Fund Enterprise Funds <ul style="list-style-type: none"> Refuse & Recycling Fund Water & Sewer Fund Internal Service Fund <ul style="list-style-type: none"> Equipment Fund Debt Service Funds <ul style="list-style-type: none"> DDA Debt Service Fund Housing Debt Service Fund Streets Debt Service Fund

CITY COUNCIL GOALS, OBJECTIVES, AND PRIORITIES FOR FY 2022-2023

High Priority Projects - A mission critical requirement; action required during this fiscal year.

- Complete Strategic Planning Process to rank proposed task force projects by priority
- Develop Funding Strategy for high priority task force projects
- Secure appropriate grant writing resources
- Prepare an oversight and inspection plan for major development
- Work with pertinent boards and commissions to assure thorough review of and planning for the Downs project
- Develop funding strategy for continued infrastructure improvements including streets, water and sewer
- Continue to focus on long-term financial stability
 - Increase OPEB (Other Post Employment Benefits) and pension funding percentages
 - Water and Sewer rate review
 - Internally funded capital improvements
 - Parking system funding
- Water and Sewer improvements
 - Reduce water loss to 15% or less
 - Complete improvements to Lake Street storm sewer
 - Reduce peak hourly flows
- Implement Fire Station energy efficiency project
- Update zoning ordinance to align with new master plan
- Ford Field improvements, including the Ford Field master plan
- Watershed enhancements
- Evaluate Building Department organizational structure, and service delivery/oversight capacity

Medium Priority Projects - Supports necessary City operations; required eventually, but could wait until next fiscal year if necessary.

- Work with Planning Consultant, Planning Commission, DDA and MEDC to achieve Redevelopment Ready Communities (RRC) Essentials Designation
- Implement lowest cost and highest value roadway safety improvements identified in the walkability and mobility network studies
- Conduct annual City Manager evaluation

CITY COUNCIL GOALS, OBJECTIVES, AND PRIORITIES FOR FY 2022-2023- continued

Medium Priority Projects - continued - Supports necessary City operations; required eventually, but could wait until next fiscal year if necessary.

- Downtown Strategic Plan implementation
 - Install downtown murals
 - Develop 20-year maintenance plan for parking decks and surface lots
 - Street Program
 - Continue street improvement program
 - Expand non-motorized transportation/work with developers to include non-motorized routes
 - Manage Development/Redevelopment issues
- Retain the Northville post office retail operation within the Central Business District
- Develop plan for Wing Street property
- Continue to strengthen partnerships with community groups including the Chamber, DDA and Northville Historical Society

Lower Priority Projects - A functional or quality improvement; should be done when time and resources allow.

- Monitor legislation, potential revenue generation, and licensing experiences of other communities in regard to recreational marijuana
- Construction site maintenance
 - Make adjustments to the construction site standards, as warranted
 - Develop reporting mechanism to track effectiveness of new construction site management ordinance
- Energy Efficiency/Green Initiatives
 - Street light conversions
 - Develop incentive for energy efficiency in Zoning Ordinance
 - Incorporate sustainability and energy efficiency in Fire Hall expansion/City Hall renovation project
- Achieve Silver Level certification in Michigan Municipal League Green Communities challenge
- Define and implement a formal policy for use of hybrid meetings
- Communications
 - Continue to update and modify website to provide relevant updates
- Increase community engagement with Northville residents
 - Market the City's communication platform to engage more residents

SECTION II

GENERAL FUND

The General Fund is the City's major operating fund, providing the majority of services to the City's residents, taxpayers and customers. By showing actual revenues and expenditures from the previous fiscal year, current year projected revenues and expenditures, and proposed budget amounts for the next four fiscal years, the reader is provided with a better view the City's financial picture.

Graphs, tables and spreadsheets depict the relationships between revenues and expenditures in the various departments of the General Fund. Each department has an overview and line item budget included here.

City of Northville
Line Item Budget for the Year Ended June 30, 2023 and
Five Year Plan – 2022 through 2026

ACTIVITY: General Fund

FUND NUMBER: 101

SUPERVISOR: All City Departments

General Description of Activity

The General Fund accounts for police, fire, public works, planning & zoning and administrative functions of city government.

Proposed Fiscal Year Overview

The proposed General Fund budget is balanced. Overall, the proposed General Fund budget reflects an increase of approximately \$270,249, or 3.21% from last year. Staffing and programming remains consistent with the prior year.

Taxable values for the City are continuing an upward trend. It provides for approximately \$305,000 of additional tax revenues for fiscal year 2023. The proposed budget reflects a decrease to the general operating millage rate from 13.0496 to 13.0182 mills due to a Headlee rollback expected for tax year 2022.

Total expenditures for fiscal year 2023 are \$8.68 million. The Police Department represents 40% of expenditures, followed by Administration at 17%, and Fire at 13% as shown on page IV-4. This is fairly consistent with the prior year.

The contribution towards the Fire Department's operating costs decreased from 43% to 38% for the proposed year. The share between the City of Northville and the City of Plymouth is calculated each year based upon run volumes.

Parks & Recreation is a shared service between the City of Northville and the Township of Northville. Although the administration of the department was transferred to Northville Township as of January 1, 2018, the contribution for shared services is proposed to remain the same. The City's share decreased from 16.1% to 15.8% due to the 2020 census and is recalculated annually based upon taxable values and populations of both communities.

City of Northville
Line Item Budget for the Year Ended June 30, 2023 and
Five Year Plan – 2022 through 2026

General Fund Summary – continued

In addition to funding normal operating costs, the proposed budget includes operating transfers to other funds for additional pension contributions and capital purchases and improvement projects.

The majority of activity in this category is revenue from parking tickets. The City of Northville is one of five communities that supports the 35th District Court. The communities previously shared in the net revenue of the Court based upon caseload. Beginning with 2017 all excess revenue for the Court was to be used to fund the Court’s unfunded pension and OPEB liabilities. Beginning with FY 2023, the communities are anticipating having to contribute funds to support the court operations. The expected City contribution is 5% of the projected shortfall, or \$20,000.

The City’s retiree healthcare trust fund is over 100% funded. Therefore, the City will begin paying retiree healthcare costs out of the trust. The savings from this change will allow an operating transfer from the General Fund to the Public Improvement Fund each year to be committed for special projects. Specific uses of the funds will be determined as unfunded projects are identified.

A higher than typical amount is budgeted in the contingency line item to cover the high inflation the economy is currently experiencing.

Goals & Objectives

City Council’s highest priority goal is financial sustainability. The City strives to continue to provide a high level of service to the Northville community. The departmental goals are presented within each individual department’s budget section.

Long Term Plan

The current millage rate of 13.0496 is expected to be reduced down to 13.0182 due to a Headlee rollback. The City is expecting continued rollbacks in future years. The City does not have any unlevied millage capacity.

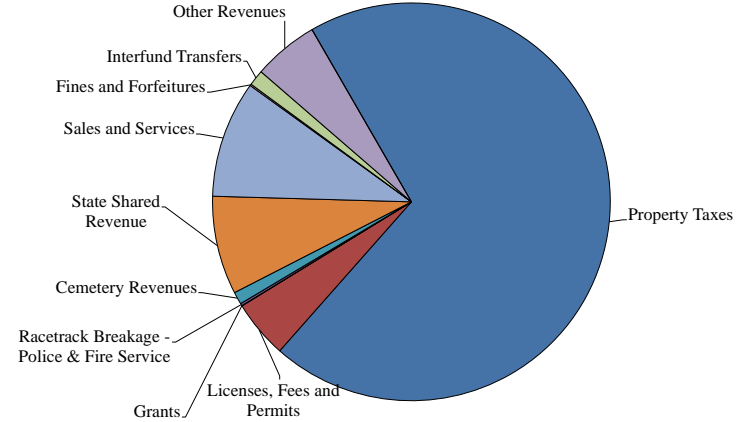
As of the December 31, 2020 pension valuation, the pension plan was 73% funded. Beginning with FY2020, a minimum of \$200,000 annually for five years was proposed to be funded from fund balance to make additional contributions. Those contributions continue through FY2024. In addition, that contribution level is also planned for FY2025 and FY2026.

City of Northville
Proposed 2022-23 General Fund Budget
(with historical comparative data)

Revenues

	FY21 Actual	FY22 Projected	FY23 Proposed	FY23 % Total
Property Taxes	\$ 5,590,573	\$ 5,759,558	\$ 6,064,167	69.9%
Licenses, Fees and Permits	510,241	435,035	409,000	4.7%
Grants	352,283	3,494	2,500	0.0%
Racetrack Breakage - Police & Fire Service	20,240	15,925	16,205	0.2%
Cemetery Revenues	127,157	157,500	87,500	1.0%
State Shared Revenue	694,902	714,251	694,177	8.0%
Sales and Services	640,988	752,318	824,547	9.5%
Fines and Forfeitures	127,869	13,130	10,800	0.1%
Interfund Transfers	5,590	135,064	111,000	1.3%
Other Revenues	487,567	424,605	461,233	5.3%
Use of Fund Balance	57,882	-	-	0.0%
Total Revenues	\$ 8,615,292	\$ 8,410,880	\$ 8,681,129	100.0%

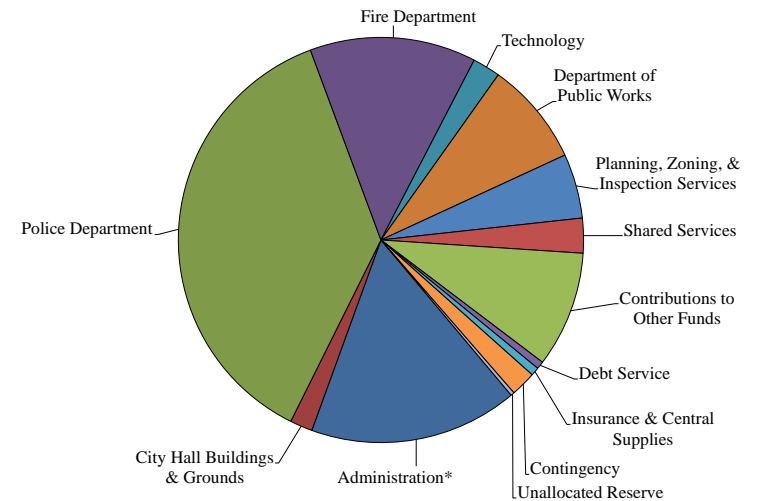
2022-23 Budgeted Revenues



Expenditures

	FY21 Actual	FY22 Projected	FY23 Proposed	FY23 % Total
Administration*	1,409,802	1,420,040	\$ 1,446,060	16.7%
City Hall Buildings & Grounds	153,481	154,735	156,280	1.8%
Police Department	3,110,189	3,087,090	3,211,310	36.9%
Fire Department	1,027,825	1,138,790	1,152,170	13.3%
Technology	74,441	106,960	192,940	2.2%
Department of Public Works	655,168	657,190	719,120	8.3%
Planning, Zoning, & Inspection Services	441,811	466,742	447,325	5.2%
Shared Services	236,220	238,990	241,148	2.8%
Contributions to Other Funds	1,391,149	956,018	804,339	9.3%
Debt Service	52,939	52,744	52,523	0.6%
Insurance & Central Supplies	62,267	57,872	58,510	0.7%
Contingency	-	50,000	175,000	2.0%
Unallocated Reserve	-	23,709	24,404	0.3%
Total Expenditures	\$ 8,615,292	\$ 8,410,880	\$ 8,681,129	100.1%

2022-23 Budgeted Expenditures



*Administration expenditures include: City Council, City Manager, Elections, Communications, City Attorney, City Clerk, Finance & Administrative Services, and Tax Department.

City of Northville
Line Item Budget for the Year Ended June 30, 2023 and
Five Year Plan - 2022 through 2026

	2019-20	2020-21	2021-22	2022-23	2023-24	2024-25	2025-26	FY 2023 %
	Actual	Actual	Projected	Proposed Budget	Estimated Budget	Estimated Budget	Estimated Budget	Increase (Decrease)
Revenues								
Property Taxes	5,411,723	5,590,573	5,759,558	6,064,167	6,148,312	6,256,716	6,366,953	5.29%
Licenses, Fees and Permits	523,821	510,241	435,035	409,000	403,509	398,294	393,340	(5.98%)
Grants	9,333	352,283	3,494	2,500	2,500	2,500	2,500	(28.45%)
Racetrack Breakage -								
Police & Fire Services	7,206	20,240	15,925	16,205	-	-	-	1.76%
State Shared Revenue	615,718	694,902	714,251	694,177	705,926	717,906	730,126	(2.81%)
Sales and Services	594,595	640,988	752,318	824,547	841,190	860,931	863,712	9.60%
Cemetery Revenues	122,297	127,157	157,500	87,500	87,500	87,500	87,500	(44.44%)
Financing Proceeds	-	-	-	-	-	-	-	0.00%
Fines and Forfeitures	12,024	127,869	13,130	10,800	10,800	10,800	10,800	(17.75%)
Other Revenues	606,676	487,567	424,605	461,233	479,686	464,226	465,781	8.63%
Interfund Transfers	16,694	5,590	135,064	111,000	5,000	8,000	2,500	(17.82%)
Total Revenues	7,920,087	8,557,410	8,410,880	8,681,129	8,684,423	8,806,873	8,923,212	3.21%
Appropriation of Prior Year Surplus	-	57,882	-	-	-	-	-	
Total Budget	7,920,087	8,615,292	8,410,880	8,681,129	8,684,423	8,806,873	8,923,212	3.21%

- continued -

City of Northville
Line Item Budget for the Year Ended June 30, 2023 and
Five Year Plan - 2022 through 2026

	2019-20 Actual	2020-21 Actual	2021-22 Projected	2022-23 Proposed Budget	2023-24 Estimated Budget	2024-25 Estimated Budget	2025-26 Estimated Budget	FY 2023 % Increase (Decrease)
Expenditures								
Administration								
City Council	19,245	45,824	35,055	26,755	25,315	25,375	25,435	(23.68%)
City Manager's Office	346,413	348,540	364,835	375,010	379,935	386,220	386,280	2.79%
Communications	87,506	86,064	89,725	91,300	92,345	95,870	95,875	1.76%
Elections	95,738	102,841	88,020	99,915	99,035	98,570	95,690	13.51%
City Attorney's Office	125,077	188,607	154,000	152,000	152,000	172,000	152,000	(1.30%)
City Clerk's Office	113,024	108,534	115,080	121,480	124,240	125,175	143,365	5.56%
Finance & Administrative Services	332,857	325,776	352,030	349,585	357,405	361,555	361,935	(0.69%)
Tax & Assessing Department	201,135	203,616	221,295	230,015	235,435	238,060	239,785	3.94%
Total Administration	1,320,996	1,409,802	1,420,040	1,446,060	1,465,710	1,502,825	1,500,365	1.83%
City Hall Buildings and Grounds	150,772	153,481	154,735	156,280	158,065	159,685	161,190	1.00%
Police Department	3,195,618	3,110,189	3,087,090	3,211,310	3,285,650	3,323,365	3,328,520	4.02%
Fire Department	914,267	1,027,825	1,138,790	1,152,170	1,176,985	1,205,810	1,210,765	1.17%
Technology	78,113	74,441	106,960	192,940	87,635	100,315	86,395	80.39%
Department of Public Works	648,120	655,168	657,190	719,120	700,020	716,580	721,250	9.42%
Planning, Zoning and Inspection Svcs	402,522	441,811	466,742	447,325	411,220	411,955	413,705	(4.16%)
Shared Services	230,250	236,220	238,990	241,148	245,850	251,985	258,102	0.90%
Operating Transfers	842,759	1,391,149	956,018	804,339	842,245	776,297	824,333	(15.87%)
Debt Service	52,096	52,939	52,744	52,523	52,277	52,992	52,668	(0.42%)
Insurance & Central Supplies	49,172	62,267	57,872	58,510	59,490	60,500	61,540	1.10%
Contingency	-	-	50,000	175,000	175,000	220,760	279,140	250.00%
Total Expenditures	7,884,683	8,615,292	8,387,171	8,656,725	8,660,147	8,783,069	8,897,973	3.21%
Unallocated Reserve	35,404	-	23,709	24,404	24,276	23,804	25,239	
Total Budget	7,920,087	8,615,292	8,410,880	8,681,129	8,684,423	8,806,873	8,923,212	3.21%
Analysis of Fund Balance - Unassigned								
Beginning of Year			3,080,938	3,104,647	3,129,051	3,153,327	3,177,131	
Revenues			8,410,880	8,681,129	8,684,423	8,806,873	8,923,212	
Expenditures			(8,387,171)	(8,656,725)	(8,660,147)	(8,783,069)	(8,897,973)	
End of Year			3,104,647	3,129,051	3,153,327	3,177,131	3,202,370	
Fund Balance as a % of Expenditures			37%	36%	36%	36%	36%	

City of Northville
Line Item Budget for the Year Ended June 30, 2023 and
Five Year Plan – 2022 through 2026

ACTIVITY: General Fund Revenues

FUND NUMBER: 101

SUPERVISOR: All City Departments

General Description of Activity

General Fund revenues are received from a variety of sources. The City of Northville has divided these into ten categories as described below.

Proposed Fiscal Year Overview

Property Tax

The primary source of General Fund revenue is property tax at 70% of total revenue. The combined taxable value of the City, net of DDA, increased by 5.8%. This increase generates an additional \$305,000 in property tax revenue. The increase in taxable value was \$24.4 million. Approximately \$11.7 million of that increase was due to new construction. That accounts for why the taxable value increase of 5.8% is greater than the CPI of 3.3%.

The Headlee Amendment, ratified in 1978, accomplished limiting the growth of property tax revenue by controlling how a local government's maximum authorized millage rate is calculated, particularly as it relates to growth on existing property. The Headlee Amendment requires that when growth on existing property community-wide is greater than inflation, the local government must "roll back" its maximum authorized millage rate so that the increase in property tax revenue caused by growth on existing property does not exceed inflation (commonly referred to as the "Headlee roll back"). **For Northville, this means that the City Charter authorized limit has been rolled back from 20 mills to 13.0182 mills for the 2022 tax year.** This was a reduction from 13.0496 mills in the prior year. The City does not have any unlevied millage capacity.

Until March 1994, property tax was calculated as the millage rate multiplied by the State Equalized Value (which approximated 50% of true cash value). Beginning in March 1994, Proposal A created a new methodology to determine property values for tax purposes with the introduction of "taxable value". Taxable value on each individual real property cannot increase by more than the lesser of inflation or five percent annually until a property is sold or transferred, unless improvements are added. This is regardless of property value changes due to the market. Taxable Value can never exceed the Assessed Value. **For Northville, the inflation rate multiplier is 3.3% for the 2022 tax year.**

City of Northville
Line Item Budget for the Year Ended June 30, 2023 and
Five Year Plan – 2022 through 2026

General Fund Revenues – continued

Public Act 86 of 2014 requires the Local Community Stabilization Authority to reimburse cities for personal property tax losses due to the new Small Taxpayer Personal Property Tax Exemption. The amount estimated for fiscal year 2023 is \$20,000.

Licenses, Fees, and Permits

Overall, licenses, fees, and permit revenues are projected to decrease 6% from the prior year. The major revenue sources in this category are cable television franchise fees and building permits. There has been a decline in the number of cable subscribers due to streaming services. This decline is reflected in the cable tv franchise fees that the City receives. This revenue source is expected to continue to decline. Building permits are hard to predict. Therefore, budgeted the same as the prior fiscal year.

Grants

The Act 302 Training Grant represents revenue related to police department training activity reimbursed by the State. A small amount is received annually from the 35th District Court related to drunk driver case flow. The amount projected for FY 2023 is a typical year.

Racetrack Breakage - Police & Fire Service

Up until the early 1990's, the City received state shared revenue under the "Cities with Racetracks" program. Changes in the distribution of these funds in the early 1990s from the State level caused this to become an unstable revenue source. In its place, as of January 1, 1996, the City receives breakage revenue from Northville Downs' activity from live and simulcast racing. Breakage represents the amount of cents rounded down when a winning ticket is paid. This legislation allows for the racetrack to be open year-round with simulcast racing in addition to live racing during a portion of the year.

Consistent with City Council policy, breakage revenue received will first be used to reimburse the General Fund for the cost of providing additional police and fire service at the racetrack. It is the City's understanding that the racetrack will reimburse the City for the cost of the police and fire service if it exceeds the breakage revenue received.

Breakage revenue is not budgeted to be received after FY 2023 due to the anticipated closure of the facility. Staff will monitor this revenue source and adjust accordingly.

City of Northville
Line Item Budget for the Year Ended June 30, 2023 and
Five Year Plan – 2022 through 2026

General Fund Revenues – continued

State Shared Revenue

State Shared Revenue is budgeted based upon distribution rates received from the State of Michigan released in February 2022 by the Department of Treasury. The State of Michigan legislature enacted the current formula for allocating state shared sales tax revenue in December 1998. Cities, villages and townships in the State of Michigan receive a share of the Michigan 6% sales tax. The revenue sharing to those local governments previously consisted of both constitutional and statutory payments. The constitutional formula is fixed; in other words the legislature must appropriate whatever is calculated. It cannot arbitrarily alter the constitutional formula. The amount projected for FY2023 is based on the current information provided by the State of Michigan. The amount is decreasing partially due to receiving the census 2020 adjustment in the prior year.

The statutory portion of revenue sharing was replaced with the City, Village, Township Revenue Sharing (CVTRS). Eligible local units must meet the requirements of Accountability and Transparency in order to receive full payment. These requirements include producing a citizen’s guide to the community’s finances, a “dashboard” to measure performance, a debt service report, and a projected budget report. Based on the current information provided by the State of Michigan, the City is anticipating that CVTRS will remain consistent with the prior fiscal year.

Sales and Services

The primary source of revenue in this category is the fire service to City of Plymouth. Beginning January 1, 2012, the City of Northville began providing professional fire prevention, fire suppression and emergency medical services to the City of Plymouth. 62% of the costs will be reimbursed by the City of Plymouth for the proposed year, up five percent from the prior year. The percentage is based upon a pro-rata share of runs in the prior calendar year. The overall increase is directly related to the change in Plymouth’s share allocation and debt services requirements for the aerial truck purchased via an installment purchase loan.

Crossing Guard Reimbursement covers 50% of the cost of public-school crossing guards paid by Northville Public Schools. The Fire Department contracts with a third-party to recover ambulance transport costs from the patients.

City of Northville
Line Item Budget for the Year Ended June 30, 2023 and
Five Year Plan – 2022 through 2026

General Fund Revenues – continued

Cemetery Sales & Services

The City owns and operates two cemeteries: Rural Hill and Oakwood. Rural Hill Cemetery is the only one still active. Cemetery revenue is derived from the sale of grave sites and burial services which fluctuate from year to year. Any revenues exceeding the total cost to maintain the cemetery each year are transferred equally to the Cemetery Trust Fund and the Public Improvement Fund.

Fines & Forfeits

The majority of activity in this category is revenue from parking tickets. The City of Northville is one of five communities that supports the 35th District Court. The communities previously shared in the net revenue of the Court based upon caseload. Beginning with 2017 all excess revenue for the Court was to be used to fund the Court's unfunded pension and OPEB liabilities. Beginning with FY 2023, the communities are anticipating having to contribute funds to support the court operations.

Other Revenues

Cell Tower Revenue: The most significant external revenue source in this category is cell tower revenue. The City has leases with several cellular providers which allows placement of their equipment at the City DPW yard and atop the water tower. The leases automatically renew every five years with inflationary increases. Previously that revenue was recorded in the Water & Sewer Fund and the Equipment Fund. Per the Citizen's Budget Committee recommendation in 2010, and approval by City Council, those funds are now recorded in the General Fund. Beginning with FY 2022, cell tower revenue for equipment placed at the DPW yard will again be a revenue source of the Equipment Fund.

Interest from Investments: The City utilizes an active rather than passive investment strategy which has increased the overall yield in recent years. The yield on the City's investment portfolio has declined significantly due to the COVID-19 pandemic. Interest rates were near 0%, but are starting to slightly rebound. The amount of revenue generated is still down significantly from the high in FY2008 when the General Fund generated approximately \$206,000 in interest revenue, net of bank fees. For FY2023, \$33,600 in net investment earnings is projected.

Overhead Reimbursement: This category also accounts for reimbursements from other funds for overhead and administrative costs which are expended in the General Fund. An analysis of the overhead charges will be performed during FY2022.

City of Northville
Line Item Budget for the Year Ended June 30, 2023 and
Five Year Plan – 2022 through 2026

General Fund Revenues – continued

Interfund Transfers

Transfers in from other funds are typically from the Public Improvement Fund technology reserves.

Long Term Plan

The long-term plan reflects an overall consistent level of revenues for future years in most categories. However, municipalities have little, if any, control over their main categories of revenue. The taxable values for FY2024 through FY2026 are projected to increase 2% each year. However, the City’s maximum allowable millage rate is expected to decline each year due to Headlee rollbacks. From fiscal years 2012 through 2018 the millage rate remained consistent at 13.5864 mills. It has since been reduced over five years to 13.0182.

City of Northville
Line Item Budget for the Year Ended June 30, 2023 and
Five Year Plan - 2022 through 2026

GENERAL FUND REVENUES

Account Number	Description	2019-20 Actual	2020-21 Actual	2021-22 Projected	2022-23 Proposed Budget	2023-24 Estimated Budget	2024-25 Estimated Budget	2025-26 Estimated Budget
Property Taxes	City Charter Authorized Millage			20.0000	20.0000	20.0000	20.0000	20.0000
	Millage Allocated for Street Levy			1.9200	1.9200	1.9200	1.9200	1.9200
	Maximum Millage Allowed for Operations			18.0800	18.0800	18.0800	18.0800	18.0800
	Permanent Reduction Reduced by Headlee x Headlee Millage Reduction Fraction			13.1988	13.0496	13.0182	12.9869	12.9557
	=Maximum Allowable Millage Levy			0.9887	0.9976	0.9976	0.9976	0.9976
	Millage Rate			13.0496	13.0182	12.9869	12.9557	12.9246
	Revenue per Mill Levied			422,124	446,552	453,722	462,796	472,052
101-000-404.000	Current Property Taxes	5,179,061	5,347,287	5,508,530	5,813,297	5,892,442	5,995,846	6,101,083
101-000-412.000	Delinquent Personal Prop Taxes	3,037	2,276	250	250	250	250	250
101-000-412.010	Delinquent Personal Property Tax Accrued	470	527	-	-	-	-	-
101-000-412.020	Delinquent Personal Prop Taxes - Administration Fee	111	103	20	20	20	20	20
101-000-418.000	Property Taxes - Other	(2,061)	1,871	1,000	-	-	-	-
101-000-445.000	Penalty & Interest on Taxes	28,453	27,928	32,000	30,000	30,000	30,000	30,000
101-000-445.010	Penalty & Interest on Delinquent Personal Property Taxes	688	749	100	100	100	100	100
101-000-447.000	Collection Fee	191,800	199,479	206,780	210,000	215,000	220,000	225,000
101-000-448.000	Collection Fee - Schools	10,164	10,353	10,878	10,500	10,500	10,500	10,500
		5,411,723	5,590,573	5,759,558	6,064,167	6,148,312	6,256,716	6,366,953

- continued -

City of Northville
Line Item Budget for the Year Ended June 30, 2023 and
Five Year Plan - 2022 through 2026

GENERAL FUND REVENUES (continued)

Account Number	Description	2019-20 Actual	2020-21 Actual	2021-22 Projected	2022-23 Proposed Budget	2023-24 Estimated Budget	2024-25 Estimated Budget	2025-26 Estimated Budget
Licenses, Fees & Permits								
101-000-476.000	Business License Fees	9,910	8,920	8,700	8,700	8,700	8,700	8,700
101-000-476.500	Liquor License Application	835	1,110	1,345	1,000	1,000	1,000	1,000
101-000-477.000	Cable TV Franchise	149,153	138,693	122,000	109,800	104,309	99,094	94,140
101-000-490.000	Building Permits	256,230	225,535	200,000	200,000	200,000	200,000	200,000
101-000-490.010	Electrical Permits	18,082	28,389	20,000	20,000	20,000	20,000	20,000
101-000-490.020	Heating Permits	23,274	35,372	20,000	20,000	20,000	20,000	20,000
101-000-490.030	Plumbing Permits	14,692	21,932	12,000	12,000	12,000	12,000	12,000
101-000-490.050	Bond Forfeits	8,060	(1,620)	-	-	-	-	-
101-000-490.060	Contractor Licenses	5,683	7,914	6,000	6,000	6,000	6,000	6,000
101-000-490.100	Outdoor Dining Permit Fees	-	5,568	4,000	4,000	4,000	4,000	4,000
101-000-490.120	Dog Licenses	3,978	4,148	4,000	4,000	4,000	4,000	4,000
101-000-490.140	Engineering Review Fees	100	1,116	3,705	-	-	-	-
101-000-490.160	Tree Removal Permit	2,045	3,225	2,155	2,000	2,000	2,000	2,000
101-000-490.190	Planning Comm. Application Fee	11,165	11,549	18,130	10,000	10,000	10,000	10,000
101-000-490.200	HDC Application Fee	5,419	5,623	5,000	5,000	5,000	5,000	5,000
101-000-490.210	BZA Application Fee	2,700	3,450	3,000	1,500	1,500	1,500	1,500
101-000-490.230	Miscellaneous	12,495	9,317	5,000	5,000	5,000	5,000	5,000
		523,821	510,241	435,035	409,000	403,509	398,294	393,340
Grants & Other Local Sources								
101-000-502.000	Federal Grants - Public Safety	-	4,023	456	-	-	-	-
101-000-528.000	Other Federal Grants	-	316,208	-	-	-	-	-
101-000-543.000	Act 302 Training	1,935	1,338	1,500	1,500	1,500	1,500	1,500
101-000-544.000	Drunk Driver Caseflow	1,188	379	1,000	1,000	1,000	1,000	1,000
101-000-682.000	Other Grants	2,773	29,514	-	-	-	-	-
101-000-682.010	Local Grants - Public Safety	1,000	-	-	-	-	-	-
101-000-682.020	MMRMA RAP Grants	2,438	821	538	-	-	-	-
		9,333	352,283	3,494	2,500	2,500	2,500	2,500

- continued -
 II - 12

City of Northville
Line Item Budget for the Year Ended June 30, 2023 and
Five Year Plan - 2022 through 2026

GENERAL FUND REVENUES (continued)

Account Number	Description	2019-20 Actual	2020-21 Actual	2021-22 Projected	2022-23 Proposed Budget	2023-24 Estimated Budget	2024-25 Estimated Budget	2025-26 Estimated Budget
Racetrack Breakage-Police & Fire Service								
101-000-675.00	Racetrack Breakage	7,206	20,240	15,925	16,205	-	-	-
State Shared Revenue								
101-000-573.000	Local Community Stabilization Share	25,872	24,781	22,037	20,000	20,000	20,000	20,000
101-000-574.020	Constitutional Revenue Sharing	515,737	584,316	603,053	587,361	599,110	611,090	623,310
101-000-574.040	CVTRS Revenue Sharing	59,490	71,388	72,816	72,816	72,816	72,816	72,816
101-000-574.050	State Liquor License	14,619	14,417	16,345	14,000	14,000	14,000	14,000
		615,718	694,902	714,251	694,177	705,926	717,906	730,126
Sales and Services								
101-000-626.020	Police Protection Services	5,594	343	500	5,000	5,000	5,000	5,000
101-000-626.040	DPW/Bldg Service Reimbursement	2,550	2,840	2,600	2,600	2,600	2,600	2,600
101-000-626.050	Crossing Guard Reimbursement	11,488	22,621	25,050	25,675	26,320	26,650	26,650
101-000-626.080	Fire Department Services	2,400	11,211	14,100	14,100	14,100	14,100	14,100
101-000-626.990	Fire Academy Registration	3,600	-	-	-	-	-	-
101-000-632.000	Fire Service to Plymouth	568,151	603,182	709,562	776,672	792,670	812,081	814,862
101-000-642.020	Miscellaneous Sales	25	-	6	-	-	-	-
101-000-642.030	FOIA Requests	412	371	200	200	200	200	200
101-000-657.020	Impounded Vehicle Fees	375	420	300	300	300	300	300
		594,595	640,988	752,318	824,547	841,190	860,931	863,712
Cemetery Revenue								
101-000-633.000	Cemetery Services - open/close	75,508	60,315	60,000	50,000	50,000	50,000	50,000
101-000-642.010	Cemetery Sales	42,209	55,584	90,000	30,000	30,000	30,000	30,000
101-000-642.040	Cemetery Foundation Sales	4,581	11,258	7,500	7,500	7,500	7,500	7,500
		122,297	127,157	157,500	87,500	87,500	87,500	87,500

- continued -

City of Northville
Line Item Budget for the Year Ended June 30, 2023 and
Five Year Plan - 2022 through 2026

GENERAL FUND REVENUES (continued)

Account Number	Description	2019-20 Actual	2020-21 Actual	2021-22 Projected	2022-23 Proposed Budget	2023-24 Estimated Budget	2024-25 Estimated Budget	2025-26 Estimated Budget
Fines and Forfeitures								
101-000-620.000	District Court Reimbursements	557	1,150	450	300	300	300	300
101-000-652.000	Parking Fines	10,293	14,329	12,000	10,000	10,000	10,000	10,000
101-000-657.010	Misc Ordinance Violations	826	310	680	500	500	500	500
101-000-679.000	Drug Forfeitures	88	112,080	-	-	-	-	-
101-000-679.010	Criminal Forfeitures	261	-	-	-	-	-	-
		12,024	127,869	13,130	10,800	10,800	10,800	10,800
Other Revenues								
101-000-576.000	Election Reimbursements	14,329	13,252	2,075	-	16,975	-	-
101-000-613.000	911 Wireless - Statewide	3,617	6,612	5,000	5,000	5,000	5,000	5,000
101-000-613.010	911 Wireline - Local	7,584	7,479	10,000	10,000	10,000	10,000	10,000
101-000-626.000	Other Misc. Revenue	2,232	2,751	2,000	2,000	2,000	2,000	2,000
101-000-665.110	Interest - Internal Loan	-	15,550	13,488	11,375	9,213	6,988	4,713
101-000-665.xxx	Net Investment Income	118,324	19,809	-	33,600	33,600	33,600	33,600
101-000-667.010	Rent - Use of Vacant Land	3,117	3,160	3,265	3,330	3,400	3,470	3,540
101-000-667.050	Cell Tower Revenue	192,004	193,042	160,807	164,228	164,228	164,228	164,228
101-000-680.000	Overhead Reimbursement	199,480	159,522	161,350	164,750	167,980	171,300	174,710
101-000-680.100	PILOT-Allen Terrace	15,990	16,390	16,620	16,950	17,290	17,640	17,990
101-000-699.248	DDA - Street Lights & Electrical	50,000	50,000	50,000	50,000	50,000	50,000	50,000
		606,676	487,567	424,605	461,233	479,686	464,226	465,781

- continued -

City of Northville
Line Item Budget for the Year Ended June 30, 2023 and
Five Year Plan - 2022 through 2026

GENERAL FUND REVENUES (continued)

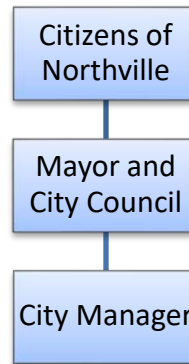
Account Number Description	2019-20 Actual	2020-21 Actual	2021-22 Projected	2022-23 Proposed Budget	2023-24 Estimated Budget	2024-25 Estimated Budget	2025-26 Estimated Budget
Interfund Transfers							
Operating Transfers from							
101-000-699.405 Public Improvement Fund	16,694	5,590	27,205	111,000	5,000	8,000	2,500
101-000-699.677 Insurance Retention Fund	-	-	107,859	-	-	-	-
	16,694	5,590	135,064	111,000	5,000	8,000	2,500
Total General Fund Revenue	7,920,087	8,557,410	8,410,880	8,681,129	8,684,423	8,806,873	8,923,212

City of Northville
Line Item Budget for the Year Ended June 30, 2023 and
Five Year Plan – 2022 through 2026

ACTIVITY: City Council

FUND NUMBER: 101-101

SUPERVISOR: Mayor and City Council



General Description of Activity

The City Council is the legislative and policy making body of the City of Northville. The Council establishes policy, approves contracts, enacts ordinances, and approves rules and regulations which supplement the ordinances and policies of the City.

The City Council holds public hearings on various subjects such as zoning changes, the annual budget, and special assessment rolls; receives and acts upon petitions; and makes appointments to various boards and commissions of the City. Regular meetings are set prior to the beginning of each year and are normally held on the first and third Mondays of each month at 7:00 p.m.

The City Council is comprised of a Mayor and four Council members, all elected at large. Council members are elected in non-partisan elections for overlapping four-year terms. The Mayor, elected to two-year term(s), serves as the presiding officer of the City Council and is the Chief Executive Officer of the City.

City of Northville
Line Item Budget for the Year Ended June 30, 2023 and
Five Year Plan – 2022 through 2026

City Council - continued

Proposed Fiscal Year Overview

The proposed fiscal year 2023 budget decreases 24% due to the return of in-person Council, sustainability, and task force meetings beginning in January 2022. The budget continues important City memberships, including the Michigan Municipal League, the Conference of Western Wayne, and the Southeast Michigan Council of Governments.

City Council Goals

The goals, objectives, and priorities of the City Council are detailed beginning on page I – 18.

Performance Measures

Measure	FY2019 Actual	FY2020 Actual	FY2021 Actual	FY2022 Projected	FY2023 Estimated
Inputs & Outputs					
Regular City Council Meetings	23	25	24	24	24
Special City Council Meetings	4	3	3	6	5
Number of Ordinances Adopted	9	2	3	15	4
Number of Resolutions Adopted	11	9	6	8	6
Efficiency & Effectiveness Measures					
Departmental Costs per Capita	\$2.13	\$3.22	\$7.68	\$6.48	\$5.01
City Operating Millage Rate (mills)	13.5188	13.3538	13.1988	13.0496	13.0182
Bond Rating (Standard & Poors)	AA+	AA+	AA+	AA+	AA+

City of Northville
Line Item Budget for the Year Ended June 30, 2023 and
Five Year Plan – 2022 through 2026

This page is intentionally left blank.

City of Northville
Line Item Budget for the Year Ended June 30, 2023 and
Five Year Plan - 2022 through 2026

GENERAL FUND EXPENDITURES - Administration

City Council

Account Number	Description	2019-20 Actual	2020-21 Actual	2021-22 Projected	2022-23 Proposed Budget	2023-24 Estimated Budget	2024-25 Estimated Budget	2025-26 Estimated Budget
101-101-703.000	Salaries - Elected	2,600	2,600	2,600	2,600	2,600	2,600	2,600
101-101-725.000	Fringe Benefits	201	201	205	205	205	205	205
101-101-726.000	Supplies	463	107	1,640	425	425	425	425
101-101-802.110	Brownfield Admin Services	415	-	-	-	-	-	-
101-101-802.140	Task Force Expenditures	-	10,243	2,860	1,000	-	-	-
101-101-802.150	Sustainability Team Expenditures	-	4,065	1,885	500	-	-	-
101-101-802.160	Contracted Zoom Meetings	4,630	19,291	13,000	9,000	9,000	9,000	9,000
101-101-880.000	Ceremonial	138	67	100	100	100	100	100
101-101-958.000	Membership & Dues	9,397	9,251	9,315	9,450	9,510	9,570	9,630
101-101-960.030	Conferences & Meetings	1,400	-	3,450	3,475	3,475	3,475	3,475
	Total Expenditures	19,245	45,824	35,055	26,755	25,315	25,375	25,435

City of Northville
Line Item Budget for the Year Ended June 30, 2023 and
Five Year Plan – 2022 through 2026

ACTIVITY: City Manager's Office

FUND NUMBER: 101-172

SUPERVISOR: City Manager



General Description of Activity

The City Manager's Office provides general administrative services for the management of the City to ensure that all Council policies and directives are carried out. Further, the City Manager coordinates the work of all City departments and employees. In addition, the City Manager is responsible for human resources, the building and planning department, and communications. Activities include providing liaison between the City Council, advisory boards/commissions, and City staff; preparing the City Council agenda and materials for Council meetings; preparing regular and special management reports; processing citizens' inquiries and service requests; working with citizens and the media for public relations and information purposes; working with other agencies of government including the DDA, Michigan Municipal League, State and County governments, representing the City at meetings and conferences, and serving on committees as directed.

The City Manager is responsible for the enforcement of all ordinances and expenditure of funds in accordance with the budget and the City Charter. It is also the responsibility of the Manager's Office to make recommendations to the City Council on legislation, financial programs, capital improvements, special events, and other administrative matters. The office is directly responsible for the City's personnel program including recruitment, employee safety and training, and labor relations.

City of Northville
Line Item Budget for the Year Ended June 30, 2023 and
Five Year Plan – 2022 through 2026

City Manager’s Office – continued

Proposed Fiscal Year Overview

The proposed budget increases approximately 2.8% due to increases in wages and unfunded pension contributions.

Departmental Goals & Objectives

It is the responsibility of the City Manager’s office to coordinate, follow-up, and manage the goals and objectives of the City Council. These goals and objectives are listed in the City Council section of the budget and explained in further detail in Section I.

Performance Measures

	FY2019 Actual	FY2020 Actual	FY2021 Actual	FY2022 Projected	FY2023 Estimated
Inputs & Outputs					
Number of Agenda Packets Prepared	27	28	30	30	30
Labor Contracts Negotiated	0	0	3	1	0
Efficiency & Effectiveness					
Departmental Cost Per Capita	\$59	\$58	\$58	\$61	\$63

City of Northville
Line Item Budget for the Year Ended June 30, 2023 and
Five Year Plan - 2022 through 2026

GENERAL FUND EXPENDITURES - Administration

City Manager's Office

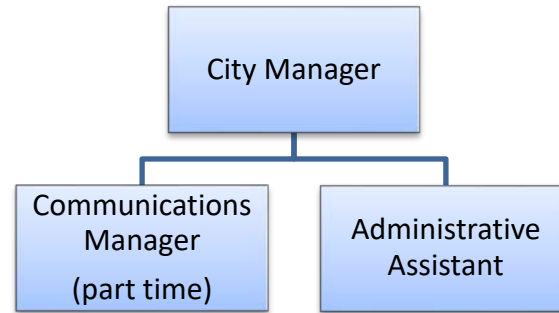
Account Number	Description	2019-20 Actual	2020-21 Actual	2021-22 Projected	2022-23 Proposed Budget	2023-24 Estimated Budget	2024-25 Estimated Budget	2025-26 Estimated Budget
101-172-702.000	Vehicle Allowance	5,400	5,400	5,400	5,400	5,400	5,400	5,400
101-172-706.000	Salaries	150,551	153,604	157,495	161,435	163,450	167,540	167,540
101-172-725.000	Fringe Benefits	78,856	80,711	79,950	79,720	80,415	81,825	81,825
101-172-726.000	Supplies	151	105	200	200	200	200	200
101-172-731.000	Publications	159	203	225	230	235	240	245
101-172-853.000	Cell Phone Allowance	1,725	1,800	1,800	1,800	1,800	1,800	1,800
101-172-874.000	Unfunded Pension Contributions	93,431	100,280	113,295	122,210	125,390	126,140	126,140
101-172-876.000	Retiree Healthcare Costs	13,706	4,609	2,485	-	-	-	-
101-172-958.000	Membership & Dues	1,158	1,188	1,220	1,250	1,280	1,310	1,365
101-172-960.030	Conference & Meetings	1,278	640	2,765	2,765	1,765	1,765	1,765
	Total Expenditures	346,413	348,540	364,835	375,010	379,935	386,220	386,280

City of Northville
Line Item Budget for the Year Ended June 30, 2023 and
Five Year Plan – 2022 through 2026

ACTIVITY: Communications

FUND NUMBER: 101-175

SUPERVISOR: City Manager



General Description of Activity

The Communications Department was established as a result of implementing a high priority goal of City Council in 2016. This department is responsible for updating and maintaining the City’s website, publishing the weekly online “City News”, publishing the quarterly “Northville Matters” newsletter, maintaining the City’s social media accounts, and issuing press releases.

Proposed Fiscal Year Overview

The proposed fiscal year 2023 budget increases 1.8% from the prior year.

City of Northville
Line Item Budget for the Year Ended June 30, 2023 and
Five Year Plan – 2022 through 2026

Communications – continued

Departmental Goals & Objectives

Continue to improve and expand city-wide communications and expand the number of City News subscribers.

Performance Measures

	FY2019 Actual	FY2020 Actual	FY2021 Actual	FY2022 Actual	FY2023 Estimated
Inputs & Outputs					
# of Facebook followers	911	1,340	1,601	2,113	2,500
# of subscribers to City News	1,654	1,948	2,185	2,217	2,320
# of Twitter followers	303	390	445	473	500
Efficiency & Effectiveness					
Cost per Capita	\$15.75	\$14.66	\$14.42	\$15.03	\$15.29

City of Northville
Line Item Budget for the Year Ended June 30, 2023 and
Five Year Plan - 2022 through 2026

GENERAL FUND EXPENDITURES - Administration

Communications

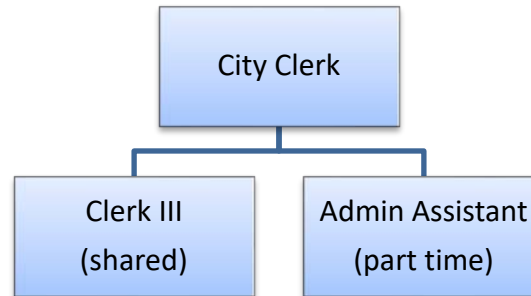
Account Number	Description	2019-20 Actual	2020-21 Actual	2021-22 Projected	2022-23 Proposed Budget	2023-24 Estimated Budget	2024-25 Estimated Budget	2025-26 Estimated Budget
101-175-706.000	Salaries - Full Time	17,321	18,053	18,515	18,975	19,215	19,695	19,695
101-175-709.000	Salaries - Part Time	37,144	36,750	39,370	40,355	40,860	41,880	41,880
101-175-725.000	Fringe Benefits	12,740	13,153	13,360	13,320	13,440	13,675	13,675
101-175-726.000	Supplies	10	6	100	100	100	100	100
101-175-801.000	Contractual Services	5,198	3,500	3,500	3,500	3,500	3,500	3,500
101-175-801.190	Technology Support & Services	-	254	260	265	270	275	280
101-175-801.340	City Web Site	4,243	4,076	4,480	4,645	4,820	6,605	6,605
101-175-901.000	Printing & Publishing	10,851	10,272	10,140	10,140	10,140	10,140	10,140
	Total Expenditures	87,506	86,064	89,725	91,300	92,345	95,870	95,875

City of Northville
Line Item Budget for the Year Ended June 30, 2023 and
Five Year Plan – 2022 through 2026

ACTIVITY: City Clerk's Office

FUND NUMBER: 101-215

SUPERVISOR: City Clerk



General Description of Activity

The City Clerk provides administrative service to all city operations and includes: maintaining ordinances, resolutions, contracts, legal notices, and other legal documents, issues various licenses and permits, publishing bid notices and unofficial results, record bid opening results, maintenance of parking ticket data, public hearing notice publication and mailings, reviews all insurance documents pertaining to special events, records retention and management, risk management, website updates, administrative support to the Board and Commission Selection Committee, maintains board and commissions lists (terms renewals, etc.), administers oaths of office, and certifies resolutions, ordinances, and other records.

The City Clerk also serves as the Freedom of Information Act Coordinator, Election Administrator, Administrative supervisor of Building Department, and Administrative supervisor of Planning and Zoning Department. The City Clerk is responsible for maintaining and updating various city website pages pertaining to boards and commissions, meeting postings, agendas and minutes, election information, ordinances updates, public hearing notices, posting meeting packets, various updates for Planning/Zoning, and other updates as needed.

As the Secretary to the City Council, the City Clerk also performs other clerical duties including records and transcribes City Council meeting minutes, Liquor License Review Committee recording secretary, and Board and Commission Selection Committee recording secretary.

City of Northville
Line Item Budget for the Year Ended June 30, 2023 and
Five Year Plan – 2022 through 2026

City Clerk – continued

The Front Office is located in the City Clerk’s office. In addition to clerical staff’s individual position responsibilities, shared clerical staff provides customer service, including but not limited to telephone and customer reception; responding to miscellaneous in-person questions/inquiries, receiving all payments, daily deposit preparation, parking ticket data maintenance and collection efforts, dog licensing, business licenses, issuing miscellaneous licenses and permits, and notary services.

Proposed Fiscal Year Overview

The FY2023 budget increases approximately 5.6% over the previous year primarily due to increased wages and unfunded pension contributions.

Departmental Goals & Objectives

- Records Management: Expand electronic records storage.
- Explore and implement online registration (and renewal) and payment options for City Clerk services (business licenses, dog licenses, etc.).

Performance Measures

	FY2019 Actual	FY2020 Actual	FY2021 Actual	FY2022 Projected	FY2023 Estimated
Inputs & Outputs					
Number of Business Licenses Issued	268	286	272	275	275
Number of Dog Licenses Issued	419	384	387	400	400
Number of FOIA Requests Processed	86	68	105	110	100
Efficiency & Effectiveness Measures					
Departmental Cost Per Capita	\$26	\$19	\$18	\$19	\$20

City of Northville
Line Item Budget for the Year Ended June 30, 2023 and
Five Year Plan - 2022 through 2026

GENERAL FUND EXPENDITURES - Administration

City Clerk's Office

Account Number	Description	2019-20 Actual	2020-21 Actual	2021-22 Projected	2022-23 Proposed Budget	2023-24 Estimated Budget	2024-25 Estimated Budget	2025-26 Estimated Budget
101-215-706.000	Salaries - Full Time	27,465	28,024	28,855	29,760	30,505	30,880	30,880
101-215-707.000	Salaries - Overtime	115	110	200	200	205	210	210
101-215-709.000	Salaries - Part Time	1,488	3,630	3,860	3,955	4,055	4,105	4,105
101-215-725.000	Fringe Benefits	17,292	17,475	17,840	17,660	17,990	18,215	18,215
101-215-726.000	Supplies	1,217	934	1,100	1,110	1,100	1,010	1,200
101-215-801.000	Contractual Services	-	-	-	-	-	-	18,000
101-215-802.700	GIS Service - 2020 Census	878	-	-	-	-	-	-
101-215-853.000	Telephone	900	900	900	900	900	900	900
101-215-863.000	Mileage	35	-	75	75	75	75	75
101-215-874.000	Unfunded Pension Contributions	43,786	47,666	54,985	61,260	62,850	63,220	63,220
101-215-876.000	Retiree Healthcare Costs	15,259	6,030	610	-	-	-	-
101-215-900.000	Printing & Publishing	4,233	3,405	4,795	4,800	4,800	4,800	4,800
101-215-958.000	Membership & Dues	355	360	460	360	360	360	360
101-215-960.000	Education & Training	-	-	1,400	1,400	1,400	1,400	1,400
	Total Expenditures	113,024	108,534	115,080	121,480	124,240	125,175	143,365

City of Northville
Line Item Budget for the Year Ended June 30, 2023 and
Five Year Plan – 2022 through 2026

ACTIVITY: Technology

FUND NUMBER: 101-228

SUPERVISOR: Finance Director/Treasurer

General Description of Activity

This department is responsible for oversight of the City’s investment in technology, information system administration, and the telecommunication system. Staff time is devoted toward technology planning, hardware and software maintenance, as well as support and training to other City departments. This range of support includes a wide area network with one virtual server and 31 personal computer workstations connected to three City buildings. The City contracts out network services and helpdesk support. Security of the network infrastructure is a high priority.

Proposed Fiscal Year Overview

Total expenditures fluctuate year to year in this department due to timing of technology improvements. Expenditures are proposed to increase 80% from the prior year. Replacement of the network servers, copy machines, and computers at City Hall are proposed.

Performance Measures

	FY2019 Actual	FY2020 Actual	FY2021 Actual	FY2022 Projected	FY2023 Estimated
Efficiency & Effectiveness Measures					
Departmental Cost per Capita	\$21	\$13	\$12	\$18	\$32

City of Northville
Line Item Budget for the Year Ended June 30, 2023 and
Five Year Plan - 2022 through 2026

GENERAL FUND EXPENDITURES - Administration

Technology

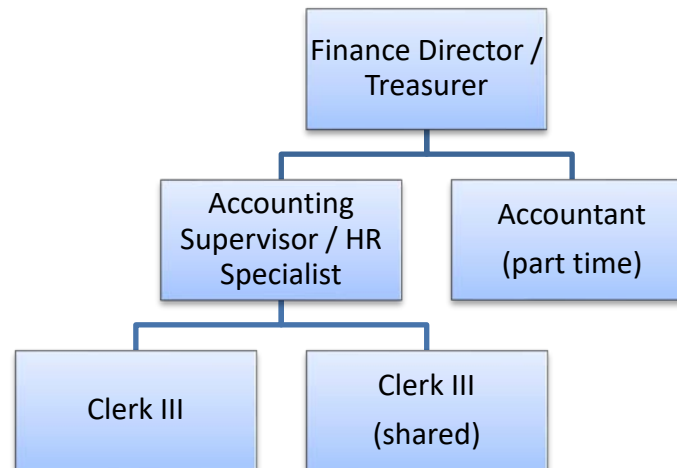
Account Number	Description	2019-20 Actual	2020-21 Actual	2021-22 Projected	2022-23 Proposed Budget	2023-24 Estimated Budget	2024-25 Estimated Budget	2025-26 Estimated Budget
101-228-706.000	Wages - Regular Full Time	5,441	5,565	5,715	5,855	6,000	6,075	6,075
101-228-725.000	Fringe Benefits	2,695	2,801	2,710	2,685	2,725	2,760	2,760
101-228-726.000	Supplies	116	244	250	250	250	250	250
101-228-801.000	Contractual Services	15,982	22,830	31,670	23,165	25,125	25,125	25,125
101-228-801.190	Computer Program Services	20,684	20,572	26,135	32,525	33,075	33,645	34,225
101-228-801.350	Internet Access	2,878	2,474	1,870	1,850	1,850	1,850	1,850
101-228-802.700	GIS Assistance	4,475	4,754	5,000	5,000	5,000	5,000	5,000
101-228-802.900	Document Imaging	5,075	5,228	-	-	-	-	-
101-228-853.000	Telephone/Communications	360	360	360	360	360	360	360
101-228-967.010	Computer Software & Peripherals	11,366	9,613	8,250	38,250	13,250	8,250	10,750
101-228-982.020	Major Hardware Replacements	9,040	-	25,000	83,000	-	17,000	-
	Total Expenditures	<u>78,113</u>	<u>74,441</u>	<u>106,960</u>	<u>192,940</u>	<u>87,635</u>	<u>100,315</u>	<u>86,395</u>

City of Northville
Line Item Budget for the Year Ended June 30, 2023 and
Five Year Plan – 2022 through 2026

ACTIVITY: Finance and Administrative Services

FUND NUMBER: 101-230

SUPERVISOR: Finance Director/Treasurer



General Description of Activity

This activity is responsible for the budgeting, accounting, reporting and management of the City's financial activities. This includes responding to public inquiries and requests of other City departments. Daily activities include accounts receivable, accounts payable, payroll, utility billing, general ledger, cash management, account analysis, and budgetary and accounting control. Special projects include analysis of the City's rate structures, capital programming, purchasing procedures, annual audit, employee benefits issues, and the identification and development of cost saving opportunities.

City of Northville
Line Item Budget for the Year Ended June 30, 2023 and
Five Year Plan – 2022 through 2026

Finance and Administrative Services – continued

This Department also assists the City Manager’s office with a wide range of general and administrative issues. Such issues include long-term planning, financial and operational analysis, labor negotiations and personnel administration. In addition, the Director in this department oversees the City’s Technology program, the Tax & Assessing Department, and the Public Works Clerk.

Proposed Fiscal Year Overview

The proposed fiscal year 2023 budget decreases by less than 1%.

Departmental Goals & Objectives

- Long-term financial stability
 - Evaluate need for a Headlee override.
 - Contribute additional funds to pension plan as funding is available.
 - Assist other departments with creating, revising, or updating long-term capital improvement programs.
- Develop financial policies manual. Review and update policies as warranted.
- Analyze the overhead charge from the General Fund to other funds.

Performance Measures

	FY2019 Actual	FY2020 Actual	FY2021 Actual	FY2022 Projected	FY2023 Estimated
Efficiency & Effectiveness Measures					
Bond Rating (Standard & Poor’s)	AA+	AA+	AA+	AA+	AA+
Departmental Cost per Capita	n/a	\$55	\$54	\$59	\$59
Pension Funded Ratio per Valuation	66%	69%	73%	76%	79%
OPEB Funded Ration per Valuation	81%	90%	101%	113%	110%

City of Northville
Line Item Budget for the Year Ended June 30, 2023 and
Five Year Plan - 2022 through 2026

GENERAL FUND EXPENDITURES - Administration

Finance and Administrative Services

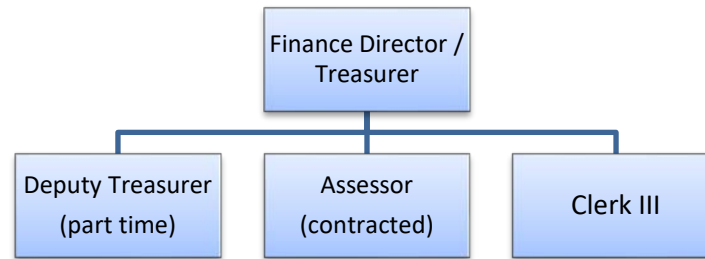
Account Number	Description	2019-20 Actual	2020-21 Actual	2021-22 Projected	2022-23 Proposed Budget	2023-24 Estimated Budget	2024-25 Estimated Budget	2025-26 Estimated Budget
101-230-706.000	Salaries - Full Time	134,138	136,627	139,775	143,210	146,790	148,630	148,630
101-230-707.000	Salaries - Overtime	580	2,041	3,960	4,060	4,160	4,215	4,215
101-230-709.000	Salaries - Part Time	39,622	40,904	41,760	42,805	43,875	44,425	44,425
101-230-725.000	Fringe Benefits	77,102	78,938	79,325	78,540	79,775	80,775	80,775
101-230-726.000	Supplies	374	333	825	825	825	825	825
101-230-731.000	Publications	687	888	950	950	950	950	950
101-230-801.000	Contractual Services	252	235	-	-	-	-	-
101-230-805.000	Auditing Fees - General Fund	12,274	12,509	23,760	19,150	19,535	19,900	20,270
101-230-853.000	Telephone	900	900	900	900	900	900	900
101-230-874.000	Unfunded Pension Contributions	38,628	42,147	48,660	54,370	55,790	56,120	56,120
101-230-876.000	Retiree Healthcare Costs	23,987	8,134	8,960	-	-	-	-
101-230-958.000	Memberships & Dues	865	1,145	1,155	1,175	1,205	1,215	1,225
101-230-960.000	Education & Training	3,448	975	2,000	3,600	3,600	3,600	3,600
	Total Expenditures	<u>332,857</u>	<u>325,776</u>	<u>352,030</u>	<u>349,585</u>	<u>357,405</u>	<u>361,555</u>	<u>361,935</u>

City of Northville
Line Item Budget for the Year Ended June 30, 2023 and
Five Year Plan – 2022 through 2026

ACTIVITY: Tax & Assessing Department

FUND NUMBER: 101-252

SUPERVISOR: Finance Director/Treasurer



General Description of Activity

This department includes the offices of the City Assessor and City Treasurer. The Treasurer’s Office is responsible for the billing, collection, and disbursement of all taxes due the City as well as all other taxing jurisdictions. The property tax is the principal funding source for General Fund operations. The other jurisdictions include State Education Tax, Wayne County, Oakland County, Northville Public Schools, Wayne Regional Educational Service Agency (RESA), Schoolcraft Community College, Huron Clinton Metropark Authority, Northville District Library, and other special taxing authorities. This department is also responsible for the collection of delinquent personal property taxes.

The City offers various options for taxpayers to make payments: credit cards online or in office, mail to lockbox, ACH (auto payment from taxpayer bank account), walk-in, and 24/7 drop box.

The City Assessor is a part-time contracted position. There is a Deputy Treasurer and a clerical employee assigned to this department. However, those employees also have duties in the Finance Department. This Department keeps records on all properties including land and buildings.

City of Northville
Line Item Budget for the Year Ended June 30, 2023 and
Five Year Plan – 2022 through 2026

Tax & Assessing Department – continued

Proposed Fiscal Year Overview

The proposed fiscal year 2023 budget shows an increase of 4% primarily related to increased wages and unfunded pension contributions.

Performance Measures

Measure	FY2019 Actual	FY2020 Actual	FY2021 Actual	FY2022 Projected	FY2023 Estimated
Assessment Roll Year	<u>2018</u>	<u>2019</u>	<u>2020</u>	<u>2021</u>	<u>2022</u>
Parcel Count - Real Property	2,621	2,623	2,629	2,637	2,641
Parcel Count – Personal Property	532	536	542	528	542
March Board of Review Appeals - Residential Real	20	22	20	29	9
March Board of Review Appeals - Commercial & Industrial Real	1	0	8	3	1
March Board of Review Appeals - Personal Property	17	22	8	6	9
Tax Tribunal - Small Claims Appeals Filed	4	2	2	0	0
Tax Tribunal - Full Tribunal Appeals Filed	2	0	0	1	0
# of Parcels with a Principal Residence Exemption (PRE)	2,078	2,030	2,095	2,069	2,091
# of Parcels with a Michigan Business Tax Exemption (MBT)	684	530	536	522	539
# of Parcels exempt from personal property taxes (under 40,000 TV)	343	342	374	398	407

City of Northville
Line Item Budget for the Year Ended June 30, 2023 and
Five Year Plan - 2022 through 2026

GENERAL FUND EXPENDITURES - Administration

Tax & Assessing Department

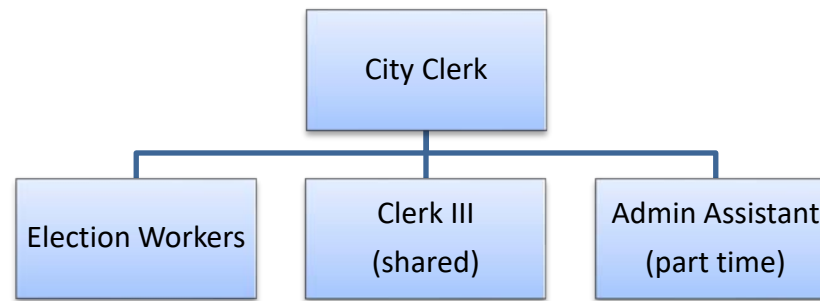
Account Number	Description	2019-20 Actual	2020-21 Actual	2021-22 Projected	2022-23 Proposed Budget	2023-24 Estimated Budget	2024-25 Estimated Budget	2025-26 Estimated Budget
101-252-703.000	Wages - Board of Review	1,330	1,260	1,680	1,400	1,680	1,400	1,680
101-252-706.000	Wages - Full Time	41,527	42,466	43,500	44,585	45,690	46,260	46,260
101-252-707.000	Wages - Clerical Overtime	50	-	-	-	-	-	-
101-252-709.000	Wages - Part Time	11,321	11,687	11,935	12,230	12,535	12,695	12,695
101-252-725.000	Fringe Benefits	23,850	24,593	24,440	24,200	24,570	24,880	24,880
101-252-726.000	Operating Supplies	144	42	200	200	200	200	200
101-252-801.000	Contractual Services	470	540	470	470	470	470	470
101-252-802.000	Collection Services	257	314	-	-	-	-	-
101-252-802.040	Legal Services	3,692	3,914	7,500	7,500	7,500	7,500	7,500
101-252-806.000	Contracted Assessing Services	49,920	50,900	51,900	52,940	54,005	55,085	56,190
101-252-863.000	Mileage	-	-	-	-	-	-	-
101-252-874.000	Unfunded Pension Contributions	55,714	60,197	69,235	76,430	78,410	78,880	78,880
101-252-876.000	Retiree Healthcare Costs	3,333	1,128	610	-	-	-	-
101-252-900.000	Printing & Publishing	8,310	5,690	7,225	7,460	7,770	8,080	8,390
101-252-958.000	Membership & Dues	450	417	600	600	605	610	640
101-252-960.000	Education & Training	768	468	2,000	2,000	2,000	2,000	2,000
	Total Expenditures	201,135	203,616	221,295	230,015	235,435	238,060	239,785

City of Northville
Line Item Budget for the Year Ended June 30, 2023 and
Five Year Plan – 2022 through 2026

ACTIVITY: Elections

FUND NUMBER: 101-262

SUPERVISOR: City Clerk



General Description of Activity

This activity accounts for all direct expenditures related to Elections including a portion of the staff wages and fringe benefits, election inspector wages, ballots, publications, precinct supplies, equipment upgrades, facility rental costs, programming services, absent voter ballot costs, and software/hardware licenses, and equipment maintenance agreements.

The election process includes maintaining voter registration information using the Qualified Voter File and preparing for elections. Election preparation begins at least 4 months prior to each election and includes: petition submissions, Election Commission meetings, ballot proofing, audio ballot proofing, preparation and mailing of permanent absent voter applications, processing absentee ballot requests, Military and Overseas Voter Empowerment Act (MOVE) ballot tracking, election worker assignment for polling places and the and absent voter counting board, ordering precinct supplies and preparing precinct kits, logic testing of voting equipment, public accuracy test, publication of legal notices, website updates, election worker, electronic poll book preparation, updating election day manuals and procedures, post-election reporting requirements, and audits.

In accordance with State Law, election inspectors attend mandatory training during the even-year election cycle. Training is conducted by the Novi City Clerk, and/or Oakland County Elections. Supplemental training is done by the City Clerk.

City of Northville
Line Item Budget for the Year Ended June 30, 2023 and
Five Year Plan – 2022 through 2026

Elections – continued

Proposed Fiscal Year Overview

The Elections budget fluctuates each fiscal year depending on the number and type of elections to be administered. The proposed FY2023 budget increases due to the number of known elections.

Long-Term Overview

As the redevelopment of Northville Downs and other approved developments move forward, Staff will be monitoring voter registration numbers for Precinct 1 (Wayne County). The current number of registered voters is approximately 2,400 and the maximum allowed is 2,999. The precinct may need to be split into two voting precincts to accommodate new voters. FY2026 includes the cost of additional voting equipment, an Electronic Poll Book, and wages for additional election workers.

Splitting Precinct 2 will also be evaluated. While the voter registrations numbers for Precinct 2 is approximately 2,600 and should continue to remain below the statutory maximum, splitting the precinct would make the precinct more manageable on Election Day. Factors to consider is the location of a new polling place, additional equipment costs, and wages for additional election workers.

Departmental Goals & Objectives

- Promote civic engagement through the electoral process: Monitor website content and update as needed for current election information; and use various communication platforms to explain election updates to voters.
- Maintain Election Security: Follow multi-factor authentication procedures for the Qualified Voter File, and two-factor authentication for the election database; conduct logic and accuracy testing using State guidelines and procedures; follow State law on seal and chain of custody procedures.
- Election Law Compliance: Review and update practices and procedures for accurate elections and post-election audit compliance.
- Certifications – City Clerk: Remain accredited to administer City of Northville elections.
- Poll Worker Certification: Partner with the City of Novi and Oakland County Elections for mandatory election inspector training.

City of Northville
Line Item Budget for the Year Ended June 30, 2023 and
Five Year Plan – 2022 through 2026

Elections – continued

Performance Measures

	FY2019 Actual	FY2020 Actual	FY2021 Actual	FY2022 Projected	FY2023 Estimated
Inputs & Outputs					
Number of Registered Voters	5,004	5,302	5,204	5,200	5,200
Number of Elections Conducted	2	2	3	1	2
Absent Voter Ballots Prepared	2,162	2,717	6,757	1,400	6,500
Efficiency & Effectiveness Measures					
Cost of Elections per Capita	\$9	\$16	\$17	\$14	\$16
% of Registered Voters Voting – November	75%	42%	83%	29%	70%
% of Registered Voters Voting – August	42%	n/a	45%	n/a	45%
% of Registered Voters Voting – May	n/a	n/a	26%	n/a	n/a
% of Registered Voters Voting – March	n/a	50%	n/a	n/a	n/a

City of Northville
Line Item Budget for the Year Ended June 30, 2023 and
Five Year Plan - 2022 through 2026

GENERAL FUND EXPENDITURES - Administration

Elections

Account Number	Description	2019-20 Actual	2020-21 Actual	2021-22 Projected	2022-23 Proposed Budget	2023-24 Estimated Budget	2024-25 Estimated Budget	2025-26 Estimated Budget
101-262-704.000	Salaries - Election Workers	5,365	15,346	4,700	15,300	5,700	15,300	5,700
101-262-706.000	Salaries - Regular Full Time	25,336	26,722	27,590	29,075	28,855	30,100	30,100
101-262-707.000	Salaries - Regular Overtime	1,191	1,827	1,400	2,000	1,400	2,000	1,400
101-262-709.000	Salaries - Regular Part Time	6,578	7,905	6,215	7,870	6,565	8,150	6,650
101-262-725.000	Fringe Benefits	17,800	18,878	16,840	18,080	17,560	18,565	17,750
101-262-726.000	Operating Supplies	5,609	5,347	14,700	9,750	4,400	6,550	10,600
101-262-801.000	Contracted Services	-	277	-	-	-	-	-
101-262-801.190	Technology Support & Services	6,270	6,870	7,025	6,800	7,025	6,800	7,025
101-262-863.000	Mileage Reimbursement	67	87	100	100	100	100	100
101-262-874.000	Unfunded Pension Contributions	1,343	1,553	1,835	2,185	2,240	2,250	2,250
101-262-876.000	Retiree Healthcare Costs	1,558	748	-	-	-	-	-
101-262-900.000	Printing & Publishing	3,916	1,614	2,965	3,255	2,965	3,255	2,965
101-262-932.000	Maintenance	-	-	3,800	3,800	3,800	3,800	4,300
101-262-942.010	Rent at Community Center	700	1,981	600	1,200	1,200	1,200	600
101-262-943.000	Equipment Rental	137	433	250	500	250	500	250
101-262-977.000	Capital Outlay- Equip >\$5,000	5,545	-	-	-	-	-	6,000
	Subtotal	81,414	89,588	88,020	99,915	82,060	98,570	95,690
Reimbursable Expenditures								
101-262-704.990	Salaries - Election Workers	5,643	5,855	-	-	6,000	-	-
101-262-706.990	Salaries - Regular Full Time	303	11	-	-	305	-	-
101-262-707.990	Salaries - Regular Overtime	959	1,056	-	-	1,400	-	-
101-262-726.990	Operating Supplies	2,445	3,197	-	-	4,200	-	-
101-262-801.860	Technology Support & Services	3,322	1,900	-	-	3,325	-	-
101-262-802.010	Legal Fees	403	-	-	-	405	-	-
101-262-863.990	Mileage Reimbursement	4	27	-	-	50	-	-
101-262-900.990	Printing & Publishing	1,246	1,207	-	-	1,290	-	-
	Subtotal	14,324	13,253	-	-	16,975	-	-
	Total Expenditures	95,738	102,841	88,020	99,915	99,035	98,570	95,690

City of Northville
Line Item Budget for the Year Ended June 30, 2023 and
Five Year Plan – 2022 through 2026

ACTIVITY: City Hall Buildings and Grounds

FUND NUMBER: 101-265

SUPERVISOR: Director, Department of Public Works

General Description of Activity

This activity encompasses maintenance and utilities for the City Hall building and grounds.

Proposed Fiscal Year Overview

The proposed budget is fairly consistent with the prior year. Cleaning of the building was brought in-house last fiscal year.

Long Term Plan

Funds have been set aside in the Public Improvement Fund for a potential building renovation including the Fire station.

City of Northville
Line Item Budget for the Year Ended June 30, 2023 and
Five Year Plan - 2022 through 2026

GENERAL FUND EXPENDITURES - City Hall Buildings and Grounds

		2019-20	2020-21	2021-22	2022-23	2023-24	2024-25	2025-26
		Actual	Actual	Projected	Proposed Budget	Estimated Budget	Estimated Budget	Estimated Budget
City Hall Building and Grounds								
101-265-706.000	Wages/Salaries	8,915	11,161	6,500	6,665	6,830	6,915	6,915
101-265-707.000	Overtime	537	74	155	160	165	165	165
101-265-709.000	Wages - Janitorial	-	-	14,080	22,880	22,880	22,880	22,880
101-265-725.000	Fringe Benefits	9,193	10,405	7,525	8,835	8,960	9,025	9,030
101-265-726.600	Maintenance Supplies	5,166	3,549	4,000	4,000	4,000	4,000	4,000
101-265-775.000	Materials	8,689	5,276	3,000	3,000	3,000	3,000	3,000
101-265-801.000	Contractual Services	24,891	17,651	26,185	25,750	25,870	25,990	26,120
101-265-801.010	Janitorial Services	19,522	25,485	9,965	-	-	-	-
101-265-853.000	Telephone	17,343	16,974	16,610	16,500	16,500	16,500	16,500
101-265-920.000	Solid Waste Collection	468	468	510	965	995	1,025	1,055
101-265-920.010	Electrical Service	36,631	37,988	42,000	42,840	43,700	44,570	45,460
101-265-920.020	Natural Gas Service	7,585	8,644	10,000	10,200	10,400	10,610	10,820
101-265-920.030	Water & Sewer Service	3,352	3,012	3,400	3,470	3,540	3,610	3,680
101-265-932.000	Maintenance - Generator & Siren	1,617	2,774	3,825	3,875	3,925	3,925	3,925
101-265-938.100	Elevator Maintenance	4,297	4,483	4,480	4,610	4,740	4,880	5,020
101-265-943.000	Equipment Rental	2,567	3,032	2,500	2,530	2,560	2,590	2,620
101-265-967.000	Capital Outlay , \$5,000	-	2,505	-	-	-	-	-
Total Expenditures		150,772	153,481	154,735	156,280	158,065	159,685	161,190

City of Northville
Line Item Budget for the Year Ended June 30, 2023 and
Five Year Plan – 2022 through 2026

ACTIVITY: City Attorney

FUND NUMBER: 101-266

SUPERVISOR: City Council

General Description of Activity

This activity accounts for the legal and prosecuting services performed by the City Attorney. The City Attorney serves as legal advisor for the City Council, City Manager, and all City Departments. The City Attorney represents the City in most lawsuits by or against the City and reviews the form and content of ordinances, resolutions, agreements, and other official documents of the City.

Traditionally, the City has retained separate legal firms for specialty assistance such as when the City needs legal counsel for labor relations assistance, real estate/development matters or long-term financing projects.

Proposed Fiscal Year Overview

The budget decreases by 1% primarily due to labor negotiations for one contract that expired on December 31, 2020 that was completed in the prior fiscal year. Legal fees are unpredictable due to circumstances that arise during the year.

Performance Measures

	FY2019 Actual	FY2020 Actual	FY2021 Actual	FY2022 Projected	FY2023 Estimated
Efficiency & Effectiveness					
Departmental Costs per Capita	\$29	\$21	\$32	\$26	\$25

City of Northville
Line Item Budget for the Year Ended June 30, 2023 and
Five Year Plan - 2022 through 2026

GENERAL FUND EXPENDITURES - Administration

City Attorney's Office

Account Number	Description	2019-20 Actual	2020-21 Actual	2021-22 Projected	2022-23 Proposed Budget	2023-24 Estimated Budget	2024-25 Estimated Budget	2025-26 Estimated Budget
101-266-802.010	Legal Service - General	41,554	49,189	42,000	42,000	42,000	42,000	42,000
101-266-802.020	Legal Service - Prosecution	79,550	110,980	100,000	100,000	100,000	100,000	100,000
101-266-802.030	Legal Service - Labor	3,974	28,438	12,000	10,000	10,000	30,000	10,000
	Total Expenditures	<u>125,077</u>	<u>188,607</u>	<u>154,000</u>	<u>152,000</u>	<u>152,000</u>	<u>172,000</u>	<u>152,000</u>

City of Northville
Line Item Budget for the Year Ended June 30, 2023 and
Five Year Plan – 2022 through 2026

ACTIVITY: Insurance & Central Supplies

FUND NUMBER: 101-268
through 101-271

SUPERVISOR: City Manager

General Description of Activity

Insurance

This activity includes the cost of participating in a risk management pool through the Michigan Municipal Risk Management Authority (MMRMA). In addition, a loss reserve has been established to cover deductibles and uninsured losses.

Central Supplies

Central Supplies encompasses office supplies, copy machine supplies and maintenance, postage, office equipment maintenance, computer supplies, office equipment purchase, and coffee service. These items deal with use, for the most part, by Municipal Building Departments. Office supplies used exclusively by individual departments are charged to that department's supplies budget. Departments that handle all of their office supplies in their respective budgets are the Public Works Department, Police Department, Allen Terrace, and the Downtown Development Authority.

Proposed Fiscal Year Overview

The City's contribution for insurance premiums is estimated to increase by 3% for FY 2023. This is due to external market factors in the insurance industry which causes MMRMA's rates to increase. The City contribution to MMRMA is allocated to the various funds based upon factors which include real and personal property values, quantity and type of vehicles, and prior year expenditure levels. The amount budgeted in this section of the budget is for City administration functions.

The central supplies budget is consistent with the prior year.

City of Northville
Line Item Budget for the Year Ended June 30, 2023 and
Five Year Plan - 2022 through 2026

GENERAL FUND EXPENDITURES - Insurance & Central Supplies

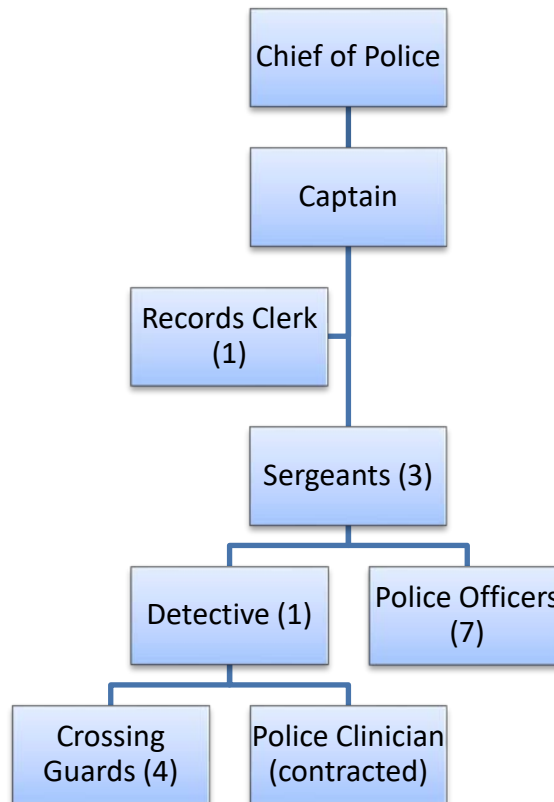
Account Number	Description	2019-20 Actual	2020-21 Actual	2021-22 Projected	2022-23 Proposed Budget	2023-24 Estimated Budget	2024-25 Estimated Budget	2025-26 Estimated Budget
Insurance								
101-268-962.00	Liability Insurance	28,106	28,021	30,172	31,080	32,010	32,970	33,960
Central Supplies								
101-271-726.000	Office Supplies	1,339	2,200	2,000	2,000	2,000	2,000	2,000
101-271-726.090	Supplies - Covid Related	-	8,707	320	-	-	-	-
101-271-726.110	Computer Supplies	2,511	2,216	2,500	2,550	2,600	2,650	2,700
101-271-726.120	Copiers-Supplies	1,563	1,241	2,050	2,050	2,050	2,050	2,050
101-271-730.000	Postage	9,774	11,684	11,630	11,630	11,630	11,630	11,630
101-271-933.000	Office Equipment Maintenance	1,969	1,934	2,000	2,000	2,000	2,000	2,000
101-271-955.080	Coffee Service	228	51	200	200	200	200	200
101-271-955.090	Copiers-Maintenance	3,682	6,213	7,000	7,000	7,000	7,000	7,000
		21,066	34,246	27,700	27,430	27,480	27,530	27,580
Total Expenditures - Insurance, Central Supplies and		49,172	62,267	57,872	58,510	59,490	60,500	61,540

City of Northville
Line Item Budget for the Year Ended June 30 2023 and
Five Year Plan – 2022 through 2026

ACTIVITY: Police Department

FUND NUMBER: 101-303 through 101-325

SUPERVISOR: Chief of Police



City of Northville
Line Item Budget for the Year Ended June 30 2023 and
Five Year Plan – 2022 through 2026

General Description of Activity

The Police Department provides a twenty-four hour a day patrol, using a minimum of two, one-officer patrol units. The Department is budgeted for a Chief of Police, a Captain, three Sergeants, and eight Police Officers, all of whom are licensed by the Michigan Commission on Law Enforcement Standard (MCOLES), one full-time administrative assistant, and four crossing guards. Every member of the department performs a multitude of tasks including records, training, investigations, and responding to calls for service. The police department activity is allocated among several categories for budgeting and accounting purposes. The following is a brief explanation on each of the budget categories.

Police Racetrack Services - The Police Department provides police presence at Northville Downs. This patrol includes the interior of the building, stable area and parking lots. Essentially, this function has been reduced to “walk through” periodic patrols with no significant increase in criminal activity. The Northville Police Department conducted a total of 604 foot patrols at the race track in 2021. This number is up from 304 foot patrols in 2020.

During calendar year 2021, the Department responded to 63 calls for service (CFS) from the racetrack compared to 104 CFS in the prior year. This represented approximately 2 percent of all the Department’s calls for service during 2021. Included in this number are 19 details to safeguard the collection of money, down from 90 in 2021. This category of costs is reimbursed by breakage revenue. It should be noted that the lower number could be contributed to the Covid-19 pandemic. If the racetrack continues to operate beyond FY2023, wages and fringes will be reallocated back to this section of the budget.

Police Patrol - Officers assigned to patrol respond to calls for service, assist citizens and motorists, patrol the city in an effort to prevent crime, enforce traffic laws, and enforce criminal laws and city ordinances. The patrol function operates 24 hours a day, seven days a week. A minimum of two officers are scheduled at all times. In 2021, officers on patrol handled 8,278 calls for service (CFS), an increase of 1,977 calls for service from 2020. An increased emphasis on community policing details led to the increase in calls for service.

In total, there were 62 adult arrests made by the department in 2021, down from 83 in 2020. Of these arrests, 16, were drinking and driving offenses or operating under the influence of drugs. Officers issued a total of 565 traffic related citations and 1,469 parking citations. Officers also investigated a total of 197 traffic crashes in 2021.

City of Northville
Line Item Budget for the Year Ended June 30 2023 and
Five Year Plan – 2022 through 2026

Police Department – continued

Investigations – It is Department policy that patrol officers investigate each complaint as completely as they can before passing it to the Detective for further investigation. This category represents the investigation of criminal cases beyond the preliminary investigation done by the patrol officers. The duties include follow-up interviews, crime scene processing, delivery and pick-up of evidence at the crime lab, and presenting cases to the prosecuting attorney for the issuance of a warrant. The Detective also collects information to determine crime patterns or develop the method of operation of specific criminals. The detective must coordinate witnesses, deliver subpoenas and track evidence for court cases. The detective is also called upon to fill in on patrol, coordinate court cases, and assist with records functions.

Court Appearances - This activity represents the salaries and fringes for time officers spend in court and other costs related to processing and housing of prisoners. The city must pay the housing costs of those sentenced to serve time for a local ordinance conviction.

Training – This category is for the training of officers. In today’s litigious society, it is essential that the Department train its personnel to reduce liability and to provide the best level of service possible to the community. Department staff conducts a portion of this training and employees are sent to various academies and colleges for seminars.

Critical training topics include firearm and use of force qualification, Taser, legal update, supervisory classes, active shooter, CPR, administering Narcan, AED use, self-defense, pathogens, de-escalation, implicit bias and control tactics. Where possible, this training is conducted with our own instructors. It is the immediate goal of the department to continue to review the core curriculum and advance its training. It is also important that the Department continue to train the supervisory personnel by sending them to leadership seminars and schools.

Civic Events - This represents use of police services for special events in the city such as the Memorial Day Parade, the Independence Day Parade, the Heritage Festival, Halloween, and the Holiday Lighted Parade. The proposed budget provides the same level of service as pre-covid years for these events. These services are not reimbursed by the sponsoring organization.

City of Northville
Line Item Budget for the Year Ended June 30 2023 and
Five Year Plan – 2022 through 2026

Police Department – continued

Dispatch & Lockup - The City contracts with Northville Township for lockup service and 24-hour dispatch service to answer incoming calls for police, fire, and medical emergencies.

Administration & Records - This activity includes the salary of the Chief of Police, the Captain, the full-time Administrative Assistant, a portion of the Sergeants, and paid leave time, such as vacation and sick time. The cost of unfunded police retiree pension contributions is recorded in this activity. Other general costs such as uniforms, operational and office supplies and payment to other agencies and firms are charged in this section.

The department is open to the public from 8 am to 4 pm Monday through Friday. The public is assisted by dayshift personnel including the Chief, Captain, Detective, Patrol Officers, and the full-time Administrative Assistant. Citizens coming to the department during closed hours are able to contact Dispatch through the lower-level lobby phone for a patrol vehicle to respond. Emergency calls for service are routed through the 911 system to Northville Township who dispatches the patrol units.

Contracted Police Service - This activity includes wages and fringe benefits that are reimbursable by those who request special police services. This would include school events, races, festivals, and traffic control for commercial filming. Expenditures in this category are offset by a revenue line item.

Proposed Fiscal Year Overview

The proposed budget increases 4% from the prior year due to increased pension contributions, the addition of a shared Police Clinician position, and filling an officer vacancy.

It is proposed that one Sergeant attend the FBINA Michigan Police Executive Development Seminar and an additional Sergeant attend the Police Staff and Command Training. Police department road patrol personnel operate on a 12-hour shift schedule.

City of Northville
Line Item Budget for the Year Ended June 30 2023 and
Five Year Plan – 2022 through 2026

Police Department – continued

Departmental Goals & Objectives

- Improve professionalism and reduce liability by updating and training to policies and procedures, focusing on critical aspect of job, and reassignment of department responsibilities.
- Enhance service levels and improve community relations by adhering to contractual obligations and enhancing relations with the community by creating more positive contacts and increasing traffic/parking enforcement.
- Update the department’s policies and general orders while adhering to the accreditation standards set forth by the Michigan Association of Chiefs of Police. Become an accredited agency in June of 2022.
- Send one Sergeant to FBINA Michigan Police Executive Development program and an additional Sergeant to Police Staff and Command Training.
- Continue the embedded Police Clinician position that is shared with Plymouth City and Northville Township when the grant expires at the end of calendar year 2022.

City of Northville
Line Item Budget for the Year Ended June 30 2023 and
Five Year Plan – 2022 through 2026

Police Department – continued

Performance Measures (by Calendar Year)

	CY2019 Actual	CY2020 Actual	CY2021 Actual	CY2022 Projected	CY2023 Estimated
Inputs & Outputs					
Total Calls for Service (CFS)	6,871	5,078	8,278	8,300	8,300
Traffic Crashes Investigated	291	153	197	200	210
Total Number of Arrests – Adult	120	83	62	85	90
Total Number of Arrests - Juvenile	1	1	1	1	1
Number of Operating While Intoxicated Arrests	27	23	16	20	25
Number of Traffic Related Charges	1,390	613	565	1000	1400
Number of Parking Violations	1,755	1,031	1,469	1500	1600
Liquor Inspections	168	150	253	250	250
Referrals to Youth Assistance	1	8	7	10	10
Violent Crime	6	7	8	6	6
Property Crime	44	33	21	25	35
Part I Offenses	46	30	25	30	30
Efficiency & Effectiveness Measures					
Average Response Time (minutes)	3:25	3:24	3:93	3:30	3:25
Department Cost per Capita (fiscal year)	\$535	\$522	\$509	\$505	\$525

- **Violent Crime** - murder and non-negligent manslaughter, forcible rape, robbery, and aggravated assault.

- **Property Crime** – Burglary, Larceny-theft, Arson, and Motor Vehicle Theft

- **Part I Offenses** - (murder and manslaughter homicide, forcible rape, robbery, aggravated assault, burglary, motor vehicle theft, larceny- theft, and arson) occur with regularity in all areas of the country, and they are likely to be reported to police.

City of Northville
Line Item Budget for the Year Ended June 30, 2023 and
Five Year Plan - 2022 through 2026

GENERAL FUND EXPENDITURES - Police Department

Account Number	Description	2019-20 Actual	2020-21 Actual	2021-22 Projected	2022-23 Proposed Budget	2023-24 Estimated Budget	2024-25 Estimated Budget	2025-26 Estimated Budget
Police Racetrack Services								
101-304-705.000	Wages - Regular OIC	379	1,768	1,025	1,055	-	-	-
101-304-705.100	Wages - Overtime OIC	-	153	410	420	-	-	-
101-304-706.000	Wages/Salaries	2,796	6,364	4,845	4,970	-	-	-
101-304-707.000	Wages/Salaries - Overtime	-	1,146	1,025	1,055	-	-	-
101-304-725.000	Fringe Benefits	1,847	5,757	3,815	3,790	-	-	-
		5,022	15,188	11,120	11,290	-	-	-
Police Patrol								
101-315-705.000	Wages - Regular OIC	82,657	108,676	77,770	79,715	82,790	83,820	83,820
101-315-705.100	Wages - Overtime OIC	3,899	4,761	8,530	8,745	9,400	9,515	9,515
101-315-706.000	Wages/Salaries	595,777	538,814	544,125	587,450	607,230	614,820	614,820
101-315-706.120	Wages - Crossing Guards Reg	20	-	85	-	-	-	-
101-315-707.000	Wages/Salaries - Overtime	51,786	39,668	53,070	54,490	56,930	57,635	57,635
101-315-709.010	Crossing Guards	25,630	41,750	46,350	47,505	48,695	49,305	49,305
101-315-725.000	Fringe Benefits	431,689	416,318	377,200	393,345	407,005	411,960	411,960
101-315-726.000	Operating Supplies	3,927	3,704	4,500	3,250	3,250	4,250	3,250
101-315-775.900	Fuel & Oil	16,036	17,217	22,000	22,000	22,000	22,000	22,000
101-315-801.000	Contractual Services	-	-	275	15,000	15,250	15,500	15,750
101-315-932.000	Auto/Equipment Service	15,183	12,326	14,000	14,000	14,000	14,000	14,000
101-315-962.500	Vehicle Insurance	4,063	6,482	6,590	6,790	6,990	7,200	7,420
		1,230,667	1,189,717	1,154,495	1,232,290	1,273,540	1,290,005	1,289,475
Investigation								
101-310-705.000	Wages/Salaries - OIC	-	1,205	795	815	835	845	845
101-310-705.100	Wages/Salaries - OIC Overtime	-	184	-	-	-	-	-
101-310-706.000	Wages/Salaries	31,066	39,926	42,025	43,080	44,155	44,705	44,705
101-310-707.000	Wages/Salaries - Overtime	2,333	659	2,050	2,105	2,155	2,185	2,185
101-310-725.000	Fringe Benefits	18,512	24,596	23,425	23,260	23,835	24,125	24,125
101-310-728.000	Investigation Expenses	207	125	500	500	500	500	500
		52,119	66,695	68,795	69,760	71,480	72,360	72,360

- continued -

City of Northville
Line Item Budget for the Year Ended June 30, 2023 and
Five Year Plan - 2022 through 2026

GENERAL FUND EXPENDITURES - Police Department (continued)

Account Number	Description	2019-20 Actual	2020-21 Actual	2021-22 Projected	2022-23 Proposed Budget	2023-24 Estimated Budget	2024-25 Estimated Budget	2025-26 Estimated Budget
Court Appearances								
101-307-706.000	Wages/Salaries	26	178	515	530	540	550	550
101-307-707.000	Wages/Salaries - Overtime	6,046	1,625	4,100	4,205	4,310	4,365	4,365
101-307-725.000	Fringe Benefits	2,955	917	2,410	2,395	2,455	2,485	2,485
101-307-726.030	Prisoners - Miscellaneous	935	240	1,000	1,000	1,000	1,000	1,000
101-307-801.040	Prisoners - Housing	-	-	1,500	1,500	1,500	1,500	1,500
		9,961	2,960	9,525	9,630	9,805	9,900	9,900
Training								
101-320-705.000	Wages/Salaries OIC	-	-	40	-	-	-	-
101-320-706.000	Wages/Salaries	37,489	43,554	46,085	47,280	48,460	49,070	49,070
101-320-707.000	Wages/Salaries - Overtime	3,861	8,728	10,250	10,510	10,770	10,905	10,905
101-320-725.000	Fringe Benefits	24,067	29,768	29,435	29,230	29,945	30,310	30,310
101-320-726.000	Operating Supplies	1,818	341	1,200	1,200	1,200	1,200	1,200
101-320-940.000	Facility Rent-Firearms Range	375	500	1,800	1,800	1,800	1,800	1,800
101-320-960.000	Education & Training	5,935	14,770	18,530	15,700	12,450	14,200	9,950
101-320-960.010	Act 302 Expenses	2,090	1,595	1,500	1,500	1,500	1,500	1,500
		75,635	99,257	108,840	107,220	106,125	108,985	104,735
Civic Events								
101-309-705.000	Wages/Salaries - OIC Regular	130	-	135	-	-	-	-
101-309-705.010	Wages/Salaries - OIC overtime	-	-	260	270	275	280	280
101-309-706.000	Wages/Salaries	308	-	380	530	540	550	550
101-309-707.000	Wages/Salaries - Overtime	8,790	426	6,150	6,305	6,465	6,545	6,545
101-309-725.000	Fringe Benefits	4,409	81	3,615	3,590	3,670	3,725	3,725
101-309-726.000	Operating Supplies	204	345	400	400	400	400	400
		13,841	852	10,940	11,095	11,350	11,500	11,500
Dispatch & Lockup Services								
101-325-801.000	Dispatch Services	272,000	277,000	279,080	283,280	287,540	291,860	296,240
101-325-801.190	Computer Program Services	11,878	13,645	14,840	15,240	15,650	16,075	16,510
101-325-802.400	Lockup Services	15,620	15,880	16,000	16,240	16,480	16,740	17,000
101-325-934.000	Radio Maintenance	-	500	500	500	500	500	500
		299,498	307,025	310,420	315,260	320,170	325,175	330,250

- continued -

City of Northville
Line Item Budget for the Year Ended June 30, 2023 and
Five Year Plan - 2022 through 2026

GENERAL FUND EXPENDITURES - Police Department (continued)

Account Number	Description	2019-20 Actual	2020-21 Actual	2021-22 Projected	2022-23 Proposed Budget	2023-24 Estimated Budget	2024-25 Estimated Budget	2025-26 Estimated Budget
Administration & Records								
101-305-702.020	Phone Allowance	900	700	900	900	900	900	900
101-305-705.110	Wages/Salaries - OIC Holiday	1,603	2,397	3,075	3,155	3,235	3,275	3,275
101-305-706.000	Wages/Salaries	192,684	194,833	203,000	208,075	213,280	215,945	215,945
101-305-706.040	Longevity Pay	6,511	4,743	5,590	5,950	6,310	6,670	7,030
101-305-706.050	Vacation Pay	83,861	105,692	88,000	90,200	92,455	93,615	93,615
101-305-706.060	Sick Time Pay	59,983	55,376	50,000	51,250	52,535	53,190	53,190
101-305-706.070	Holiday Pay	54,205	55,922	57,000	58,425	59,890	60,635	60,635
101-305-706.080	Compensation Time Pay	3,052	8,221	8,900	9,125	9,355	9,470	9,470
101-305-706.090	Bereavement Pay	3,072	1,339	3,000	3,075	3,155	3,195	3,195
101-305-706.230	Hazard Pay - Covid	-	11,300	-	-	-	-	-
101-305-725.000	Fringe Benefits	225,344	253,968	222,065	220,585	226,090	228,840	228,840
101-305-726.000	Office Supplies	5,510	3,999	4,100	4,100	4,100	4,100	4,100
101-305-744.000	Uniforms & Clothing	12,510	10,016	10,000	10,000	10,000	10,000	10,000
101-305-801.000	Contractual Services	373	681	445	-	-	-	-
101-305-801.190	Technology Support/Services	-	-	2,825	8,755	7,255	9,920	9,920
101-305-801.970	Impounded Vehicles	75	525	500	500	500	500	500
101-305-802.000	Collection Services	390	885	1,200	1,200	1,200	1,200	1,200
101-305-804.010	Hiring/Promotion Exams/Eval	3,881	3,140	6,360	700	4,950	700	4,200
101-305-804.040	Veterinary Services	75	25	300	300	300	300	300
101-305-807.130	District Court Operations	-	-	10,000	20,000	20,000	20,000	20,000
101-305-853.000	Telephone	3,113	2,993	3,480	3,480	3,480	3,480	3,480
101-305-874.000	Unfunded Pension Contributions	484,646	544,515	613,370	696,465	714,580	718,860	718,860
101-305-876.000	Retiree Healthcare Premiums	305,270	101,659	55,145	-	-	-	-
101-305-900.000	Printing & Publishing	744	719	1,025	1,025	1,025	1,025	1,025
101-305-938.000	Laundry & Cleaning	6,600	7,150	7,350	7,350	7,350	7,350	7,350
101-305-955.100	Drug Forfeiture Expense	7,698	14,310	5,075	-	-	-	-
101-305-958.000	Membership & Dues	10,430	12,779	14,180	13,080	13,080	13,080	13,080
101-305-962.600	Professional Insurance	31,617	30,054	30,520	31,440	32,380	33,350	34,350
		1,504,146	1,427,940	1,407,405	1,449,135	1,487,405	1,499,600	1,504,460

- continued -

City of Northville
Line Item Budget for the Year Ended June 30, 2023 and
Five Year Plan - 2022 through 2026

GENERAL FUND EXPENDITURES - Police Department (continued)

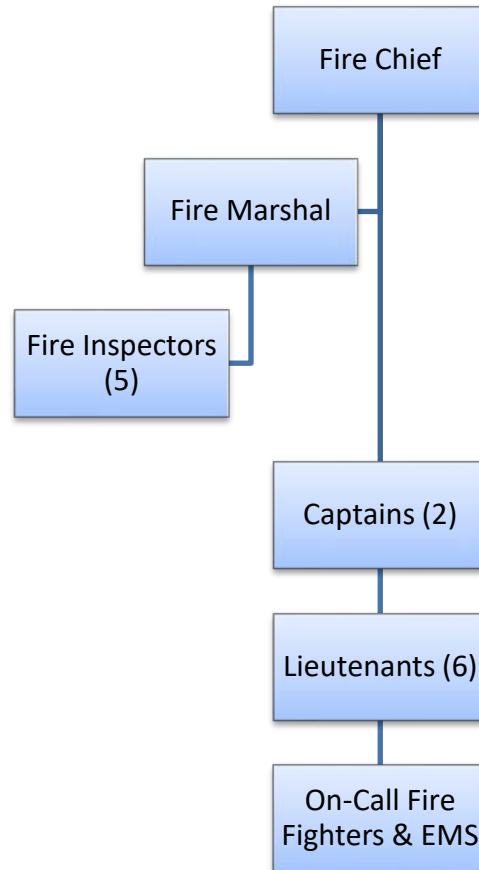
Account Number	Description	2019-20 Actual	2020-21 Actual	2021-22 Projected	2022-23 Proposed Budget	2023-24 Estimated Budget	2024-25 Estimated Budget	2025-26 Estimated Budget
Contracted Police Service								
101-303-705.100	Wages - OIC Overtime	-	97	515	530	545	550	550
101-303-706.000	Wages/Salaries	156	-	565	580	595	600	600
101-303-707.000	Wages/Salaries - Overtime	2,971	246	2,565	2,630	2,695	2,730	2,730
101-303-725.000	Fringe Benefits	1,601	213	1,905	1,890	1,940	1,960	1,960
		<u>4,728</u>	<u>556</u>	<u>5,550</u>	<u>5,630</u>	<u>5,775</u>	<u>5,840</u>	<u>5,840</u>
Total Expenditures - Police Department		<u>3,195,618</u>	<u>3,110,189</u>	<u>3,087,090</u>	<u>3,211,310</u>	<u>3,285,650</u>	<u>3,323,365</u>	<u>3,328,520</u>

City of Northville
Line Item Budget for the Year Ended June 30, 2023 and
Five Year Plan – 2022 through 2026

ACTIVITY: Fire Department

FUND NUMBER: 101-337
through 101-347

SUPERVISOR: Fire Chief



City of Northville
Line Item Budget for the Year Ended June 30, 2023 and
Five Year Plan – 2022 through 2026

Fire Department - continued

General Description of Activity

The Fire Department’s Mission is to provide professional fire prevention, fire suppression, public education and emergency medical services to the residents of and visitors to the Cities of Northville and Plymouth, to participate fully in intergovernmental organizations dedicated to the same or related missions, and to do so in a safe, prompt, efficient and cost-effective manner.

Proposed Fiscal Year Overview

The City has been providing fire service to the City of Plymouth since January 1, 2012. Actual expenditures for the 2019-2021 fiscal years were significantly below budget, due primarily to reduced run volume and decreased activities, all related to the COVID-19 pandemic. The proposed budget anticipates a return to more normal levels. Costs will be reimbursed by the City of Plymouth based upon a pro-rata share of runs in the prior calendar year. The ratio for FY2023 is set at 62% for Plymouth and 38% for Northville, reflecting a five percent point difference from the prior year.

Departmental Goals & Objectives

Long-Term Financial Stability

- Apply for grants for the replacement of equipment & training.

Future City Hall and Fire Station Repairs/Renovations

- Plan and prepare for Fire Station renovations which will provide the Fire Department with clean, climate-controlled living and working space; Evaluate long-term needs of the fire station in terms of location, apparatus storage capabilities, administrative space needs, and staff parking.

Energy Efficiencies and Green Initiatives

- Incorporate energy efficiencies into the fire station repair and renovation project.

- Work with our Police Departments on planning, operations, and joint training exercises for our “Rescue Task Force”.

City of Northville
Line Item Budget for the Year Ended June 30, 2023 and
Five Year Plan – 2022 through 2026

Fire Department - continued

Departmental Goals & Objectives - continued

- Implement “Stop the bleed” program, partnered with Ascension Novi Hospital. Offer to area teachers and residents.
- Conduct a detailed review of the results from the 2019/2020 ISO audit and identify steps that can be taken to improve the results during the next audit.
- Monitor response times and staffing issues of our Advanced Life Support (ALS) partners
- Develop and implement an electronic personnel evaluation platform to conduct annual evaluations of all personnel.
- Develop standardized joint training exercises for use with our mutual aid partners to improve our abilities to work together at major incidents and maintain ISO credit.
- Develop a more structured and accessible training program.
- Empower and train members that are not licensed inspectors to complete company level inspections.
- Appoint a fire inspector to oversee and train members to complete pre-incident surveys of local businesses.
- Strengthen our Cadet program to allow non-certified individuals the opportunity to understand the profession and grow their interest in becoming a trained and certified member of the department.
- Conduct a promotional process for open Officer positions at both stations.
- Create Sergeant positions as a stepping stone in the department for dedicated members that are interested in becoming an officer.

City of Northville
Line Item Budget for the Year Ended June 30, 2023 and
Five Year Plan – 2022 through 2026

Fire Department - continued

Performance Measures

Measure	CY2019 Actual	CY2020 Actual	CY2021 Actual	CY2022 Projected	CY2023 Estimated
Outputs					
Number of Runs – Northville	683 (42%)	629 (43%)	638 (38%)	638 (38%)	638 (38%)
Number of Runs – Plymouth	955 (58%)	838 (57%)	1,045 (62%)	1,045 (62%)	1,045 (62%)
Efficiency & Effectiveness Measures					
ISO Rating – Northville / Plymouth**	6/4	4	4	4	4
Average Response Time – Northville *	8:48	8:23	7:41	8:00	8:00
Average Response Time – Plymouth *	9:04	9:22	8:53	9:00	9:00
Percentage of Runs that are Fire-related	30%	30%	27%	27%	27%
Department Cost per Capita (fiscal year) - combined population (15,489 per 2020 census)	\$63	\$59	\$66	\$74	\$74

* **RESPONSE TIME NOTE:** Times are calculated from when the call is answered in the dispatch center to when the first responding unit arrives on the scene, and so includes dispatch center call processing time. Dispatch center call processing time averages between 1 and 2 minutes, and so response times from when the Department is dispatched are lower than shown here. Both emergent and non-emergent responses are included.

** **ISO NOTE:** Beginning with the 2019/2020 ISO audit, the Cities of Northville and Plymouth were rated together as a single entity, known as the Northville Fire Protection Area.

City of Northville
Line Item Budget for the Year Ended June 30, 2023 and
Five Year Plan - 2022 through 2026

GENERAL FUND EXPENDITURES - Fire Department

Account Number	Description	2019-20 Actual	2020-21 Actual	2021-22 Projected	2022-23 Proposed Budget	2023-24 Estimated Budget	2024-25 Estimated Budget	2025-26 Estimated Budget
Fire Administration								
101-337-702.000	Vehicle Allowance	6,000	6,000	6,000	6,000	6,000	6,000	6,000
101-337-706.140	Wages - Clerical Regular	9,893	9,895	10,230	10,485	10,745	10,880	10,880
101-337-707.000	Wages - Clerical Overtime	113	-	-	-	-	-	-
101-337-708.010	Wages - Admin & Officers	78,001	92,656	80,285	82,295	84,350	85,405	85,405
101-337-708.030	Wages - Training/Other	50,390	100,485	86,160	88,315	90,520	91,650	91,650
101-337-716.000	Disability Income Insurance	6,092	6,092	6,500	6,500	6,500	6,500	6,500
101-337-725.000	Fringe Benefits	60,260	72,883	59,560	60,200	61,480	62,165	62,165
101-337-744.000	Uniforms & Clothing	10,480	12,807	9,000	10,000	10,500	10,500	10,500
101-337-801.000	Contractual Services	-	30	2,800	2,800	2,500	2,500	2,500
101-337-801.190	IT Support & Improvements	4,984	3,935	12,900	13,510	13,795	13,395	13,300
101-337-802.010	Legal Services - General & Labor	131	-	200	200	200	200	200
101-337-804.010	Employee Physicals & Tests	4,910	16,822	11,500	17,000	17,000	17,000	17,000
101-337-828.000	Medical Certificate Renewals	307	466	445	600	420	600	420
101-337-853.000	Telephone & Internet Service	430	2,516	2,820	2,820	2,820	2,820	2,820
101-337-938.000	Laundry & Cleaning	550	550	550	550	550	550	550
101-337-958.000	Memberships & Dues	1,296	1,163	1,975	1,975	1,975	1,975	1,975
101-337-960.000	Education & Training	9,403	8,025	12,100	12,100	12,100	12,100	12,100
101-337-960.030	Conferences & Meetings	-	93	150	500	550	550	550
101-337-962.000	Liability & Property Insurance	3,393	3,356	3,580	3,680	3,790	3,900	4,020
		246,632	337,775	306,755	319,530	325,795	328,690	328,535
Fire Department Contingency								
101-337-956.000	Contingency	-	-	16,220	10,000	10,000	26,380	30,590
		-	-	16,220	10,000	10,000	26,380	30,590

- continued -

City of Northville
Line Item Budget for the Year Ended June 30, 2023 and
Five Year Plan - 2022 through 2026

GENERAL FUND EXPENDITURES - Fire Department (continued)

Account Number	Description	2019-20 Actual	2020-21 Actual	2021-22 Projected	2022-23 Proposed Budget	2023-24 Estimated Budget	2024-25 Estimated Budget	2025-26 Estimated Budget
Fire Operations								
101-339-708.000	Wages - On Call Runs	352,535	338,379	457,555	468,995	480,720	486,730	486,730
101-339-708.020	Wages - Mutual Aid	23,856	36,039	30,000	30,750	31,520	31,915	31,915
101-339-708.040	Wages - Station Coverage/Insp	61,472	87,096	82,255	91,990	94,290	95,470	95,470
101-339-725.000	Fringe Benefits	56,437	59,575	66,615	67,500	68,975	69,730	69,730
101-339-726.000	Operating Supplies	33,850	48,335	54,070	45,850	45,850	45,850	45,850
101-339-775.800	Automotive Parts	3,090	1,873	3,000	3,000	3,000	3,000	3,000
101-339-775.900	Fuel & Oil for Equipment	192	83	250	250	250	250	250
101-339-801.000	Contractual Services	300	-	-	-	-	-	-
101-339-801.020	Automotive Service	12,033	13,611	21,000	21,000	21,000	21,000	21,000
101-339-934.000	Radio Maintenance	3,945	3,507	5,500	3,000	3,500	3,500	3,500
101-339-962.500	Vehicle Insurance	6,645	7,228	10,425	10,730	11,050	11,380	11,720
		554,355	595,724	730,670	743,065	760,155	768,825	769,165
Northville Station Admin & Operations								
101-344-706.230	Hazard Pay - Covid	-	15,743	-	-	-	-	-
101-344-708.080	Wages - Special Event Coverage	2,417	1,928	3,535	3,615	3,705	3,750	3,750
101-344-725.000	Fringe Benefits	305	-	410	415	425	430	430
101-344-726.000	Operating Supplies	-	-	-	-	-	-	-
101-344-775.900	Fuel & Oil	3,276	2,874	4,300	4,300	4,300	4,300	4,300
101-344-801.000	Contractual Services	1,795	698	2,400	2,400	2,400	2,400	2,400
101-344-829.000	Mutual Aid/EMS Participation	2,657	3,955	3,960	3,980	3,980	3,980	3,980
101-344-874.000	Unfunded Pension Contribution	12,035	12,878	14,755	16,090	16,510	16,610	16,610
101-344-876.000	Retiree Healthcare Costs	13,523	13,980	7,015	-	-	-	-
101-344-943.080	Hydrant Rental	10,144	10,144	10,145	10,145	10,145	10,145	10,145
101-344-962.500	Vehicle Insurance	18,080	18,798	16,645	17,140	17,650	18,180	18,730
		64,232	80,999	63,165	58,085	59,115	59,795	60,345

- continued -

City of Northville
Line Item Budget for the Year Ended June 30, 2023 and
Five Year Plan - 2022 through 2026

GENERAL FUND EXPENDITURES - Fire Department (continued)

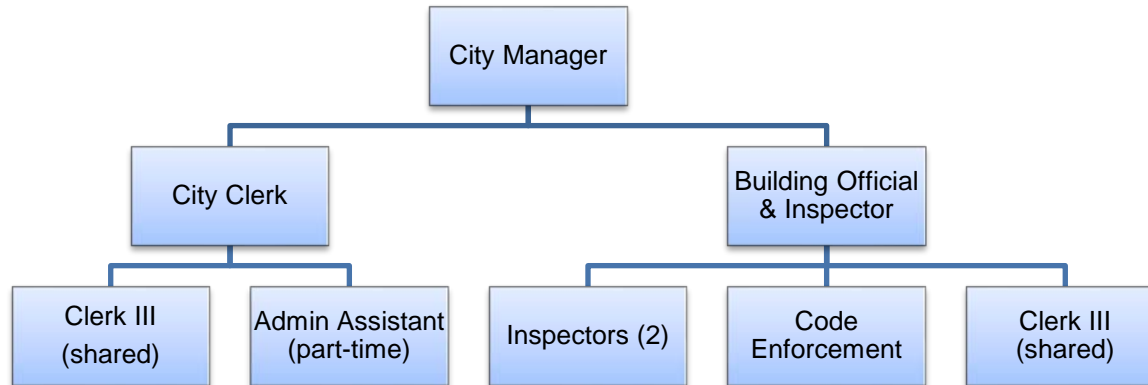
Account Number	Description	2019-20 Actual	2020-21 Actual	2021-22 Projected	2022-23 Proposed Budget	2023-24 Estimated Budget	2024-25 Estimated Budget	2025-26 Estimated Budget
Plymouth Station Admin & Operations								
101-347-708.080	Wages - Special Event Coverage	10,970	2,104	12,535	12,845	13,170	13,335	13,335
101-347-725.000	Fringe Benefits	1,384	254	1,450	1,465	1,500	1,515	1,515
101-347-829.000	Mutual Aid/EMS Participation	3,005	4,461	4,465	4,500	4,500	4,500	4,500
101-347-874.000	Unfunded Pension Contribution	1,719	1,840	2,110	2,300	2,360	2,370	2,370
101-347-876.000	Retiree Healthcare Costs	1,925	1,896	1,050	-	-	-	-
101-347-962.000	Liability & Property Ins.	117	89	370	380	390	400	410
		19,119	10,644	21,980	21,490	21,920	22,120	22,130
Fire Academy								
101-346-708.000	Wages - Instructors	22,443	2,388	-	-	-	-	-
101-346-725.000	Fringe Benefits	3,508	294	-	-	-	-	-
101-346-726.000	Class Supplies	3,979	-	-	-	-	-	-
		29,929	2,682	-	-	-	-	-
Total Expenditures - Fire Department		914,267	1,027,825	1,138,790	1,152,170	1,176,985	1,205,810	1,210,765

City of Northville
Line Item Budget for the Year Ended June 30, 2023 and
Five Year Plan – 2022 through 2026

ACTIVITY: Planning, Zoning, and Inspection Services

FUND NUMBER: 101-371
and 101-703

SUPERVISOR: City Manager



General Description of Activity

The Department is divided into three divisions as described below.

Planning & Zoning: This division includes expenditures related to the Planning Commission, Board of Zoning Appeals, and Historic District Commission which includes funds for contracted services with Carlisle/Wortman as the City’s Planning Consultant and for their assistance with Historic District Commission and Board of Zoning Appeals.

City of Northville
Line Item Budget for the Year Ended June 30, 2023 and
Five Year Plan – 2022 through 2026

Planning, Zoning, and Inspection Services – continued

Building Department: This division includes expenditures related to building plan reviews, building permits, building inspections, and monitoring state construction code and ordinance compliance for building, electrical, mechanical, and plumbing for commercial, industrial, and residential properties in the City. A part-time contracted Building Official performs these tasks. In addition, tree preservation and zoning ordinance administration is also contracted out with Carlisle Wortman.

Three independent contractors, under the supervision of the Building Official, perform electrical, plumbing, and mechanical inspections. This Department is also responsible for reviewing and retaining required site plans and construction documentation.

Code Enforcement: The Code Enforcement Officer is responsible for enforcing the City of Northville Code of Ordinances and Zoning Ordinances. The Building Official performs some code enforcement. In addition, part-time Code Enforcement is contracted through Code Enforcement Services.

Proposed Fiscal Year Overview

The overall FY2023 budget for the Building Department, and Planning and Zoning Services shows a 4% decrease from the previous fiscal year due to lower contractual services (walkability study and electronic meetings).

City Administration continues to develop the internal practices and strategy for allocating resources to inspect, manage, and monitor development sites that are still in the approval process. These expenditures are not included in the FY2023 Building Department budget since they are not yet approved projects.

Departmental Goals & Objectives

- Continue implementation of Construction Site Maintenance Standards, and address code enforcement options for longer term projects, address longer-term site security and containment to limit unauthorized access, and amend ordinances to change “reasonable time” verbiage to a defined time frame.
- Develop departmental internal practices and strategy for monitoring development sites (permits, inspections, site plan and development agreement compliance, etc.). This may also include ordinance amendments and the best practice for allocating resources.
- Determine management structure for code enforcement.

City of Northville
Line Item Budget for the Year Ended June 30, 2023 and
Five Year Plan – 2022 through 2026

Planning, Zoning, and Inspection Services – continued

Departmental Goals & Objectives - continued

- Evaluate building department revenues and expenditures to ensure fees are fair, yet provide sufficient revenue to cover costs.
- **Construction Site Compliance:** Consider enforcement options for longer-term projects, address longer-term site security and containment to limit unauthorized access, and establish a defined timeframe for “reasonable time” verbiage in ordinances. Create metrics or a reporting method to know if the ordinance and site monitoring is pushing the desired behavior for construction sites.
- Assist Planning Commission and City Planning Consultant in updating Zoning Ordinance to reflect Master Plan Update, and updates on overlay ordinances and zoning ordinance text amendments to incorporate Master Plan changes.
- **Increase use of non-motorized transportation (Sustainability Committee goal):** Increase use of non-motorized transportation by investing in dedicated paths and prioritizing cyclists and pedestrians.

City of Northville
Line Item Budget for the Year Ended June 30, 2023 and
Five Year Plan – 2022 through 2026

Planning, Zoning, and Inspection Services – continued

Performance Measures

	FY2019 Actual	FY2020 Actual	FY2021 Actual	FY2022 Projected	FY2023 Estimate
Inputs & Outputs					
Building Permits Issued	243	214	287	300	300
Certificates of Occupancy Issued	7	11	3	12	12
Building Inspections	392	325	489	450	400
Electrical Inspections	176	136	248	260	200
Mechanical Inspections	209	206	292	360	300
Plumbing Inspections	192	154	204	260	200
New Site Plan Applications	4	6	4	8	8
New Rezoning Applications	1	0	4	2	2
Zoning Cases Processed	5	6	17	20	10
Tree Permit Inspections	56	29	46	50	50
Sign Reviews	4	8	10	10	10
HDC Applications Processed	85	60	46	45	45
New Business Walk Thru Inspections	18	12	31	30	30
Demolition Inspections	7	5	7	5	5
Efficiency & Effectiveness Measures					
Departmental Cost per Capita	\$52	\$66	\$72	\$76	\$73

City of Northville
Line Item Budget for the Year Ended June 30, 2023 and
Five Year Plan - 2022 through 2026

GENERAL FUND EXPENDITURES - Planning, Zoning and Inspection

Account Number	Description	2019-20 Actual	2020-21 Actual	2021-22 Projected	2022-23 Proposed Budget	2023-24 Estimated Budget	2024-25 Estimated Budget	2025-26 Estimated Budget
Planning and Zoning Division								
101-703-706.000	Wages - Full Time	50,708	53,029	53,120	54,500	55,720	56,560	56,560
101-703-707.000	Wages Overtime	77	-	200	205	210	215	215
101-703-709.000	Wages - Part Time	5,900	7,051	11,355	10,140	11,895	10,545	12,045
101-703-725.000	Fringe Benefits	28,111	29,130	29,560	29,135	29,575	29,970	29,970
101-703-726.000	Operating Supplies	997	308	850	850	850	850	850
101-703-801.000	Contracted: Walkability Study	-	-	7,000	-	-	-	-
101-703-802.110	Contracted: Transcription Services	9,750	12,656	13,200	13,200	13,200	13,200	13,200
101-703-802.160	Contracted: Zoom Meetings	3,431	14,482	12,265	3,200	-	-	-
101-703-807.020	Contracted: HDC Services	10,000	11,720	11,000	11,000	11,000	11,000	11,000
101-703-807.030	Contracted: BZA Services	4,480	10,120	10,000	10,000	8,000	8,000	8,000
101-703-807.060	Contracted: Development Reviews	11,810	9,823	30,000	26,000	26,000	26,000	26,000
101-703-807.070	Contracted: PC Services	6,615	8,010	9,000	9,000	9,000	9,000	9,000
101-703-807.080	Contracted: PC Consultation	25,430	25,625	25,000	25,000	25,000	25,000	25,000
101-703-807.100	Contracted: Master Plan Update	39,272	28,136	35,960	34,500	-	-	-
101-703-807.110	Contracted: Historic District Survey	2,560	7,854	-	-	-	-	-
101-703-807.120	Redevelopment Ready Program	-	-	500	1,000	1,000	1,000	1,000
101-703-863.000	Mileage	161	68	165	165	165	165	165
101-703-900.000	Printing & Publishing	3,330	6,475	6,200	6,250	5,400	5,650	5,400
101-703-942.010	Rental Facilities	1,100	-	1,500	1,500	-	-	-
101-703-958.000	Memberships & Dues	500	500	500	500	500	500	500
101-703-960.000	Education & Training	505	327	1,500	1,500	1,500	1,500	1,500
		204,735	225,314	258,875	237,645	199,015	199,155	200,405

- continued -

City of Northville
Line Item Budget for the Year Ended June 30, 2023 and
Five Year Plan - 2022 through 2026

GENERAL FUND EXPENDITURES - Planning, Zoning and Inspection (continued)

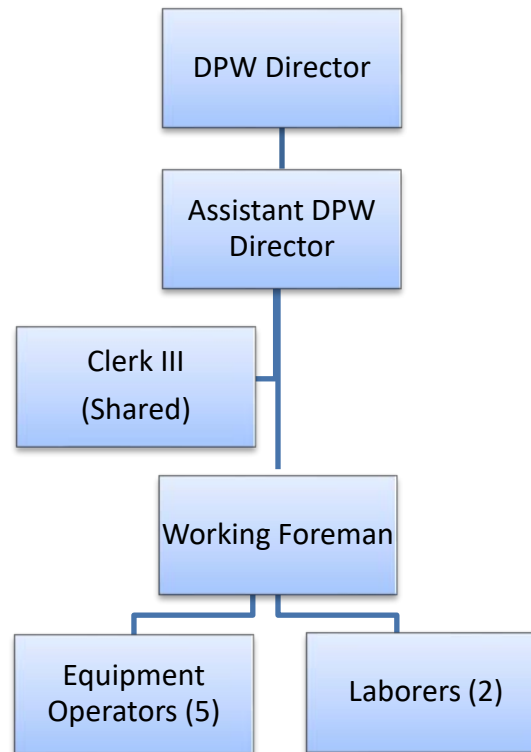
Account Number	Description	2019-20 Actual	2020-21 Actual	2021-22 Projected	2022-23 Proposed Budget	2023-24 Estimated Budget	2024-25 Estimated Budget	2025-26 Estimated Budget
Building and Code Enforcement Division								
101-371-706.000	Wages/Salaries	41,790	42,478	43,755	44,855	45,920	46,550	46,550
101-371-706.210	Wages/Salaries - Code Enforcement	160	135	200	200	200	200	200
101-371-707.000	Wages/Salaries - Overtime	33	11	100	105	105	110	110
101-371-725.000	Fringe Benefits	25,736	25,510	24,890	24,645	25,010	25,330	25,330
101-371-726.000	Operating Supplies	159	105	200	200	200	200	200
101-371-801.000	Contracted Electrical Inspector	4,672	8,416	7,500	7,500	7,500	7,500	7,500
101-371-802.080	Building Official & Inspector	76,837	78,670	76,640	76,640	76,640	76,640	76,640
101-371-802.090	Contracted Code Enforcement	4,315	16,570	10,000	10,000	10,000	10,000	10,000
101-371-802.100	Mechanical Inspector	8,600	13,000	12,000	12,000	12,000	12,000	12,000
101-371-802.130	Plumbing Inspector	6,240	8,120	8,500	8,500	8,500	8,500	8,500
101-371-874.000	Unfunded Pension Contributions	17,193	18,397	21,080	22,985	23,580	23,720	23,720
101-371-876.000	Retiree Healthcare Premiums	11,981	4,105	252	-	-	-	-
101-371-900.000	Printing & Publishing	72	834	2,275	1,575	2,075	1,575	2,075
101-371-943.000	Equipment Rental	-	145	275	275	275	275	275
101-371-960.000	Education & Training	-	-	200	200	200	200	200
		197,787	216,498	207,867	209,680	212,205	212,800	213,300
	Total Expenditures	402,522	441,811	466,742	447,325	411,220	411,955	413,705

City of Northville
Line Item Budget for the Year Ended June 30, 2023 and
Five Year Plan – 2022 through 2026

ACTIVITY: Department of Public Works

FUND NUMBER: 101-441
through 101-574

SUPERVISOR: Director, Department of Public Works



City of Northville
Line Item Budget for the Year Ended June 30, 2023 and
Five Year Plan – 2022 through 2026

Department of Public Works – continued

General Description of Activity

This activity provides for the administrative direction along with the traditional operational functions of Public Works services including civic events, street lighting, tree maintenance, and maintenance City-owned property including both cemeteries and Mill Race Village. Mowing and maintenance of boulevards, and public rights-of-way, and the cost for the City’s Beautification Committee are included in this section of the budget.

Proposed Fiscal Year Overview

The budget reflects an increase of 9.4% over the prior year primarily due to several factors: 1) nine-month vacancy of the Assistant DPW Director position in the prior year, 2) increased wages and fringes in the current fiscal year for continuation of the part-time position to digitize the cemetery records, and 3) disposal of accumulated cemetery materials.

Departmental Goals & Objectives

Completion of conversion cemetery paper documents and maps into an electronic database system.

Performance Measures

	FY2019 Actual	FY2020 Actual	FY2021 Actual	FY2022 Projected	FY2023 Estimated
Number of Parking Spaces	1,529	1,529	1,529	1,529	1,529
Number of Cemetery Lots Sold	13	109	129	115	50
Number of Open/Close Events	44	71	50	55	55
Number of Trees Replaced	1	0	97	50	50
Number of Trees Removed	21	27	43	20	20
Departmental Cost per Capita	n/a	\$106	\$107	\$107	\$118
DDA Contribution % for Street Lighting	44%	39%	37%	35%	33%

City of Northville
Line Item Budget for the Year Ended June 30, 2023 and
Five Year Plan - 2022 through 2026

GENERAL FUND EXPENDITURES - Department of Public Works

Account Number	Description	2019-20 Actual	2020-21 Actual	2021-22 Projected	2022-23 Proposed Budget	2023-24 Estimated Budget	2024-25 Estimated Budget	2025-26 Estimated Budget
Administration								
101-441-706.000	Wages - Full Time	124	56	-	-	-	-	-
101-441-702.000	Vehicle Allowance	3,000	3,000	3,000	3,000	3,000	3,000	3,000
101-441-702.030	Meal Allowance	476	841	1,000	1,000	1,000	1,000	1,000
101-441-706.140	Wages-Administration	110,905	123,483	87,830	109,805	112,550	113,960	113,960
101-441-725.000	Fringe Benefits	62,587	66,870	55,910	61,155	62,685	63,470	63,470
101-441-726.000	Supplies	603	10	210	200	200	200	200
101-441-744.000	Uniforms & Clothing	4,552	3,122	4,000	4,000	4,000	4,000	4,000
101-441-801.000	Contractual Services	-	-	500	-	-	-	-
101-441-802.700	GIS Services	-	545	500	500	500	500	500
101-441-803.000	Engineering Services	970	-	5,000	5,000	5,000	10,000	10,000
101-441-828.000	Medical Certificate Renewals	865	436	800	800	800	800	800
101-441-853.000	Telephone/Communications	1,800	1,725	1,150	1,800	1,800	1,800	1,800
101-441-874.000	Unfunded Pension Contributions	50,212	55,097	61,040	65,580	67,290	67,690	67,690
101-441-876.000	Retiree Healthcare Premiums	47,361	15,395	7,525	-	-	-	-
101-441-942.000	Land Rental	88	113	120	130	135	140	145
101-441-943.000	Equipment Rental	2,528	2,289	500	2,500	2,500	2,500	2,500
101-441-958.000	Memberships & Dues	1,317	1,477	2,420	2,445	2,490	2,495	2,510
101-441-960.000	Education & Training	694	389	1,000	1,000	1,000	1,000	1,000
		288,082	274,848	232,505	258,915	264,950	272,555	272,575
Tree Maintenance								
101-443-801.000	Contractual Services	-	14,058	-	-	-	-	-
101-443-936.000	Tree Maintenance	22,693	25,036	21,000	21,000	21,000	21,000	21,000
		22,693	39,094	21,000	21,000	21,000	21,000	21,000

- continued -

City of Northville
Line Item Budget for the Year Ended June 30, 2023 and
Five Year Plan - 2022 through 2026

GENERAL FUND EXPENDITURES - Department of Public Works (continued)

Account Number	Description	2019-20 Actual	2020-21 Actual	2021-22 Projected	2022-23 Proposed Budget	2023-24 Estimated Budget	2024-25 Estimated Budget	2025-26 Estimated Budget
Street Lighting								
101-448-775.000	Materials	-	1,390	2,000	2,000	2,000	2,000	2,000
101-448-920.010	Street lighting	118,903	122,798	127,000	129,540	132,130	134,770	137,470
101-448-920.020	Natural Gas	17,709	18,952	21,400	21,720	22,050	22,380	22,720
101-448-920.050	ERC Payback	-	-	2,140	6,420	6,420	6,420	6,420
101-448-920.060	Elec Savings Tsr'd to Sustainability	-	-	410	1,225	1,225	1,225	1,225
101-448-920.110	Electric Power - 126 N. Wing	168	233	200	200	200	200	200
101-448-920.120	Electric Power - 127 N. Hutton	1,219	1,558	1,600	1,630	1,660	1,690	1,720
101-448-920.130	Electric Power - 118 N. Center	1,992	2,514	2,925	2,980	3,040	3,100	3,160
101-448-920.140	Electric Power - 21400 Taft	449	503	520	530	540	550	560
101-448-920.150	Electric Power - 200 Griswold	1,682	1,715	1,800	1,840	1,880	1,920	1,960
101-448-920.160	Electric Power - 112 N. Wing	1,751	2,193	2,000	2,040	2,080	2,120	2,160
101-448-920.170	Electric Power - 127 Mary Alexander	940	1,461	1,300	1,330	1,360	1,390	1,420
		144,815	153,316	163,295	171,455	174,585	177,765	181,015
Beautification Commission								
101-523-706.000	Wages-Regular Full Time	130	73	160	165	170	170	170
101-523-725.000	Fringe Benefits	80	33	145	155	160	160	160
101-523-775.000	Materials	1,400	1,475	2,000	2,000	2,000	2,000	2,000
101-523-880.000	Ceremonial	1,085	424	1,575	1,575	1,575	1,575	1,575
101-523-943.000	Equipment Rental	35	-	95	95	95	95	95
101-523-958.000	Memberships & Dues	45	45	45	45	45	45	45
		2,775	2,050	4,020	4,035	4,045	4,045	4,045

- continued -

City of Northville
Line Item Budget for the Year Ended June 30, 2023 and
Five Year Plan - 2022 through 2026

GENERAL FUND EXPENDITURES - Department of Public Works (continued)

Account Number	Description	2019-20 Actual	2020-21 Actual	2021-22 Projected	2022-23 Proposed Budget	2023-24 Estimated Budget	2024-25 Estimated Budget	2025-26 Estimated Budget
Mill Race Village								
101-524-706.000	Wages/Salaries	85	89	200	205	210	215	215
101-524-707.000	Wages/Salaries - OT	-	-	105	110	115	115	115
101-524-725.000	Fringe Benefits	85	89	280	295	300	305	305
101-524-801.000	Contractual Services	8,384	10,307	10,030	10,150	10,370	10,590	10,820
101-524-920.000	Utilities	1,013	1,013	1,010	940	965	1,000	1,025
101-524-920.030	Water & Sewer Service	3,305	3,731	3,500	3,500	3,500	3,500	3,500
101-524-943.000	Equipment Rental	123	74	100	100	100	100	100
101-524-962.00	Insurance	2,460	2,160	2,295	2,360	2,430	2,500	2,580
		15,454	17,462	17,520	17,660	17,990	18,325	18,660
Maintenance of Other City Property								
101-525-706.000	Wages/Salaries	3,511	1,309	2,000	2,100	2,200	2,300	2,400
101-525-707.000	Overtime	-	175	310	320	330	330	330
101-525-725.000	Fringe Benefits	3,608	1,295	2,000	2,100	2,200	2,300	2,400
101-525-801.000	Contractual Services	2,539	3,160	3,000	3,000	3,000	3,000	3,000
101-525-943.000	Equipment Rental	2,676	822	2,020	2,040	2,060	2,080	2,100
		12,333	6,760	9,330	9,560	9,790	10,010	10,230

- continued -

City of Northville
Line Item Budget for the Year Ended June 30, 2023 and
Five Year Plan - 2022 through 2026

GENERAL FUND EXPENDITURES - Department of Public Works (continued)

Account Number	Description	2019-20 Actual	2020-21 Actual	2021-22 Projected	2022-23 Proposed Budget	2023-24 Estimated Budget	2024-25 Estimated Budget	2025-26 Estimated Budget
Cemetery Maintenance								
101-567-706.000	Wages/Salaries (DPW)	12,322	21,061	24,000	24,700	25,420	25,790	25,790
101-567-707.000	Overtime (DPW)	38	22	100	100	100	100	100
101-567-725.000	Fringe Benefits	12,766	17,989	20,000	20,710	21,000	21,300	21,300
101-567-775.000	Materials	167	1,522	1,000	1,000	1,000	1,000	1,000
101-567-775.300	Foundations	-	3,457	3,000	3,000	3,000	3,000	3,000
101-567-801.000	Contractual Services	30,716	35,422	31,070	44,070	32,580	33,100	33,630
101-567-802.700	GIS Services	3,708	1,076	1,500	500	500	500	500
101-567-874.000	Unfunded Pension Contributions	3,439	3,679	4,215	4,600	4,720	4,750	4,750
101-567-920.030	Water & Sewer Services	243	326	410	430	450	450	450
101-567-943.000	Equipment Rental	7,440	12,954	12,480	12,600	12,730	12,860	12,990
101-567-958.000	Memberships & Dues	70	-	70	70	70	70	70
101-567-960.000	Education & Training	228	-	300	-	-	-	-
		71,137	97,509	98,145	111,780	101,570	102,920	103,580
Cemetery Services - Open/Close								
101-571-706.000	Wages/Salaries (DPW)	9,558	6,194	12,000	12,300	12,610	12,770	12,770
101-571-706.140	Wages/Salaries (Admin)	4,903	4,948	5,115	5,245	5,375	5,440	5,440
101-571-707.000	Overtime (DPW)	1,843	671	2,975	3,050	3,125	3,165	3,165
101-571-709.000	Wages (Part Time)	8,579	1,697	7,500	16,800	-	-	-
101-571-725.000	Fringe Benefits	15,596	9,705	16,645	18,675	17,660	17,845	17,855
101-571-726.000	Supplies	103	8	25	25	-	-	-
101-571-775.000	Materials	643	447	750	750	750	750	750
101-571-801.000	Contractual Services	-	-	755	-	-	-	-
101-571-801.190	Technology Services	-	-	1,350	1,525	1,695	1,695	1,695
101-571-943.000	Equipment Rental	10,005	5,977	12,000	12,120	12,240	12,360	12,480
101-571-958.000	Memberships & Dues	-	-	105	105	105	105	105
		51,230	29,648	59,220	70,595	53,560	54,130	54,260

City of Northville
Line Item Budget for the Year Ended June 30, 2023 and
Five Year Plan - 2022 through 2026

GENERAL FUND EXPENDITURES - Department of Public Works (continued)

Account Number	Description	2019-20 Actual	2020-21 Actual	2021-22 Projected	2022-23 Proposed Budget	2023-24 Estimated Budget	2024-25 Estimated Budget	2025-26 Estimated Budget
Public Works Miscellaneous								
101-573-706.000	Wages/Salaries	-	107	-	-	-	-	-
101-573-706.010	DPW Standby Pay	6,188	6,807	6,845	7,015	7,190	7,280	7,280
101-573-707.00	Wages/Salaries - FT/OT	-	-	-	-	-	-	-
101-573-707.00	Wages - Regular Overtime	-	-	-	-	-	-	-
101-573-725.000	Fringe Benefits	6,109	6,567	6,435	6,830	6,970	7,040	7,040
101-573-775.000	Materials	-	100	-	-	-	-	-
101-573-943.000	Equipment Rental	-	20	-	-	-	-	-
		12,297	13,601	13,280	13,845	14,160	14,320	14,320
Civic Events								
101-574-706.000	Wages/Salaries	6,930	6,720	12,650	12,970	13,290	13,460	13,460
101-574-707.000	Wages/Salaries - Overtime	3,169	990	4,000	4,100	4,205	4,260	4,260
101-574-725.000	Fringe Benefits	10,447	6,534	15,060	15,990	13,610	16,475	16,480
101-574-775.000	Materials	2,915	4,072	2,015	2,015	2,015	2,015	2,015
101-574-943.000	Equipment Rental	3,844	2,565	5,150	5,200	5,250	5,300	5,350
		27,305	20,880	38,875	40,275	38,370	41,510	41,565
Total Expenditures - Department of Public Works		648,120	655,168	657,190	719,120	700,020	716,580	721,250

City of Northville
Line Item Budget for the Year Ended June 30, 2023 and
Five Year Plan – 2022 through 2026

ACTIVITY: Shared Services

FUND NUMBER: 101-753

SUPERVISOR: Finance Director/Treasurer

General Description of Activity

This activity accounts for the contributions per the shared service agreement that the City has entered into with the Charter Township of Northville as a financial partner. Shared services include Parks & Recreation, Senior Adult Services, and Northville Youth Network. Northville Public Schools is a third partner to these agreements as they provide facility space for the activities.

The agreement was updated in 2017 which transferred administration of shared services to Northville Township. The cost-sharing formula portion of the agreement did not change and was last updated in 1999.

This fund also records the unfunded portion of pension costs related to a library retiree from when it was a department of the City.

Proposed Fiscal Year Overview

Due to the 2020 census, the City's share decreased from 16.1% to 15.8%. The budgets for Parks & Recreation, Senior Adult Services, and Northville Youth Network can be found on the Northville Township's website. The budgets were presented to City Council in Fall 2021.

Long Term Plan

Northville Township projects an annual increase in taxable value growth of 2.75%. Therefore, the contribution amounts are increased each year by the same percentage.

City of Northville
Line Item Budget for the Year Ended June 30, 2023 and
Five Year Plan - 2022 through 2026

GENERAL FUND EXPENDITURES - Shared Services

Account Number	Description	2019-20 Actual	2020-21 Actual	2021-22 Projected	2022-23 Proposed Budget	2023-24 Estimated Budget	2024-25 Estimated Budget	2025-26 Estimated Budget
Shared Services								
101-753-874.000	Unfunded Pension Contributions - Former Library City Employee	18,760	24,730	27,500	28,630	29,370	29,550	29,550
101-753-959.000	P&R and Seniors Contributions	193,480	193,480	193,480	194,391	197,985	203,430	209,024
101-753-959.010	NYN Contributions	18,010	18,010	18,010	18,127	18,495	19,005	19,528
Total Expenditures - Shared Services		230,250	236,220	238,990	241,148	245,850	251,985	258,102

City of Northville
Line Item Budget for the Year Ended June 30, 2023 and
Five Year Plan – 2022 through 2026

ACTIVITY: Debt Service

FUND NUMBER: 101-921

SUPERVISOR: Finance Director/Treasurer

General Description of Activity

This activity represents payment of principal and interest related to bonds and installment purchase contracts.

Proposed Fiscal Year Overview

In September 2015, the City financed the purchase of an aerial truck for the Fire Department in the amount of \$462,896. This installment purchase contract is for a term of ten years at a rate of 2.57%. The debt service payment for FY2023 is \$52,523. 62% of that amount will be paid by the City of Plymouth per the cost sharing agreement between the two communities.

Long Term Plan

The City attempts to purchase capital items on a pay-as-you-go basis whenever possible. There are no plans to issue any additional debt at this time.

The final payment of the installment purchase contract is due on October 1, 2025. The percentage payable by the City of Plymouth will be determined each year according to the run volumes in the prior calendar year.

City of Northville
Line Item Budget for the Year Ended June 30, 2023 and
Five Year Plan - 2022 through 2026

GENERAL FUND EXPENDITURES - Debt Service

Account Number	Description	2019-20 Actual	2020-21 Actual	2021-22 Projected	2022-23 Proposed Budget	2023-24 Estimated Budget	2024-25 Estimated Budget	2025-26 Estimated Budget
Debt Service - 2015 Installment Purchase Contract								
101-921-991.000	Bond Principal	44,000	46,000	47,000	48,000	49,000	51,000	52,000
101-921-993.000	Bond Interest	8,096	6,939	5,744	4,523	3,277	1,992	668
Total Expenditures - Debt Service		52,096	52,939	52,744	52,523	52,277	52,992	52,668

City of Northville
Line Item Budget for the Year Ended June 30, 2023 and
Five Year Plan – 2022 through 2026

ACTIVITY: Contributions to Other Funds & Contingency

FUND NUMBER: 101-965

SUPERVISOR: Finance Director/Treasurer

General Description of Activity

This activity represents transfers to other funds for operating activities, debt service, and capital equipment and/or project needs in addition to a contingency for future wages adjustments and unusual and/or unforeseen expenditures.

Proposed Fiscal Year Overview

Current year activity consists of operating transfers to add to the reserves for future police, fire and technology equipment purchases. An additional contribution into the pension plan for \$200,000 is proposed. \$380,000 will be transferred to the Public Improvement Fund for projects to be determined (parking, parks, fire hall renovation, special projects, etc.).

Contingency: The FY 2023 unallocated reserve is budgeted at \$175,000 for unforeseen expenditures. This amount represents approximately 2% of the proposed General Fund expenditures.

Long Term Plan

This fund will continue to make contributions to the Police and Fire Equipment Replacement Funds for capital equipment along with transferring funds to the Public Improvement Fund for future projects. In preparing a five-year plan, it is acceptable practice to include a larger reserve for factors unknown at this time. The unallocated reserve will remain at \$175,000 per year in addition to a contingency for wage adjustments in fiscal years 2025 and 2026 as labor contracts expire in December 2024.

City of Northville
Line Item Budget for the Year Ended June 30, 2023 and
Five Year Plan - 2022 through 2026

GENERAL FUND EXPENDITURES - Contributions to Other Funds & Unallocated Reserve

Account Number	Description	2019-20 Actual	2020-21 Actual	2021-22 Projected	2022-23 Proposed Budget	2023-24 Estimated Budget	2024-25 Estimated Budget	2025-26 Estimated Budget
101-965-995.103	Sustainability Revolving Fund	10,000	-	-	-	-	-	-
101-965-995.230	Parking Fund	2,397	10,028	17,895	18,235	17,245	16,175	14,675
101-965-995.243	Brownfield Redevelopment Auth.	-	-	7,100	-	-	-	-
101-965-995.402	Fire Equipment Replacement	139,992	124,124	149,403	142,154	171,710	170,482	172,668
101-965-995.403	Police Equipment Replacement	72,000	81,000	30,000	37,000	101,000	102,000	104,000
101-965-995.405	Public Improvement Fund	302,380	451,748	385,000	390,000	335,000	270,000	315,000
101-965-995.535	Housing Commission	15,990	16,390	16,620	16,950	17,290	17,640	17,990
101-965-995.667	Insurance Retention Fund	-	107,859	-	-	-	-	-
101-965-995.700	Payroll Fund - Legacy Costs	300,000	600,000	350,000	200,000	200,000	200,000	200,000
		842,759	1,391,149	956,018	804,339	842,245	776,297	824,333
Reserves								
101-997-999.00	Contingency	-	-	50,000	175,000	175,000	220,760	279,140
		-	-	50,000	175,000	175,000	220,760	279,140
Total Expenditures - Operating Transfers & Contingency		842,759	1,391,149	1,006,018	979,339	1,017,245	997,057	1,103,473

SECTION III
SPECIAL REVENUE FUNDS

Special Revenue Funds are used to detail transactions in which the funding source is legally restricted to be spent for specific purposes. Each Fund has an overview section, graphs demonstrating revenues and expenditures, and a five-year line item budget.

The City of Northville's Special Revenue Funds are the Sustainability Fund, Street, Drainage & Sidewalk Improvement Fund, Major Streets Fund, Local Streets Fund, Parking Fund, and Housing Commission Fund.

City of Northville
Line Item Budget for the Year Ended June 30, 2023 and
Five Year Plan – 2022 through 2026

ACTIVITY: Sustainability Revolving Fund

FUND NUMBER: 103

SUPERVISOR: Public Works Director

General Description of Activity

In early 2020, the Sustainability Team was formed to initiate efforts that would help guide the City toward becoming a more sustainable city. While most people associate sustainability with environmental conservation, it is also about people and the health of the community. Sustainable communities are places where people want to live and work, both now and in the future. They meet the needs of existing and future residents, are sensitive to the environment and contribute to a high quality of life. The purpose of this team is to be a resource that provides research, support, and guidance to city officials and departments as well as the community.

Proposed Fiscal Year Overview

There are no planned projects for FY2023. The amount of revenue recorded in this fund is equal to the City's share of the cost savings from LED lighting conversions, currently at 16%. The majority of the savings is paid to ERC to pay for the capital investment.

Long Term Goals & Objectives

This fund will continue to accumulate funds generated from savings on energy efficient conversions to be spent on future projects.

City of Northville
Line Item Budget for the Year Ended June 30, 2023 and
Five Year Plan - 2022 through 2026

SUSTAINABILITY REVOLVING FUND

		2019-20	2020-21	2021-22	2022-23	2023-24	2024-25	2025-26
Revenue		Actual	Actual	Projected	Proposed Budget	Estimated Budget	Estimated Budget	Estimated Budget
103-000-665.xxx	Net Investment Income	-	-	-	80	80	80	80
103-000-687.000	LED Savings from Other Funds	-	1,261	4,661	5,476	5,476	5,476	5,476
103-000-699.101	Transfer From General Fund	10,000	-	-	-	-	-	-
Total Revenue		10,000	1,261	4,661	5,556	5,556	5,556	5,556
Fund Balance Reserve								
103-000-699.000	Appropriation of Prior Year Surplus	-	-	-	-	-	-	-
Total Budget		10,000	1,261	4,661	5,556	5,556	5,556	5,556
Expenditures								
Debt Service								
103-965-995.101	Transfer to General Fund	-	-	-	-	-	-	-
Total Expenditures		-	-	-	-	-	-	-
Fund Balance Reserve								
103-999-999.000	Unallocated Reserve	10,000	1,261	4,661	5,556	5,556	5,556	5,556
Total Budget		10,000	1,261	4,661	5,556	5,556	5,556	5,556
Analysis of Fund Balance:								
	Beginning of Year			11,261	15,922	21,478	27,034	32,590
	Revenues			4,661	5,556	5,556	5,556	5,556
	Expenditures			-	-	-	-	-
	End of Year			15,922	21,478	27,034	32,590	38,146
Allocations of Fund Balance:								
	Assigned - Street Lighting			408	1,630	2,853	4,075	5,298
	Assigned - DPW Yard			877	1,554	2,232	2,910	3,588
	Assigned - Parking			4,632	8,203	11,775	15,346	18,917
	Assigned - Water & Sewer Fund			6	10	15	19	24
	Unassigned - Interest			-	80	160	240	320
	Unassigned - General Fund			10,000	10,000	10,000	10,000	10,000
	End of Year			15,922	21,478	27,034	32,590	38,146

City of Northville
Line Item Budget for the Year Ended June 30, 2023 and
Five Year Plan – 2022 through 2026

ACTIVITY: Major Streets Fund

FUND NUMBER: 202

SUPERVISOR: Director, Department of Public Works

General Description of Activity

This activity records revenue received from gasoline tax through the State of Michigan under Act 51. These revenues are for maintenance of major streets. This includes patching, sealing, pavement marking, repair of traffic signs and signals, winter snow and ice control, as well as construction/reconstruction of roadways. Per statute, the administration and records costs cannot exceed 10% of the combined Act 51 revenues.

The fund also receives revenue pursuant to PA 48 of 2002 (METRO Act) to offset the costs of the use of public rights-of-way by telecom providers.

Proposed Fiscal Year Overview

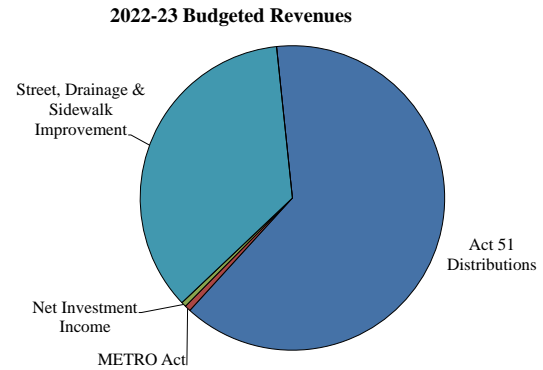
Mill and fill of Randolph Street is proposed for FY2023. An annual operating transfer to Local Streets is proposed, pursuant to Public Act 338 of 2006, which allows transferring up to 50% of Major Street funds to Local Street funds with no local match. This continues to be proposed to cover the costs of maintaining the more extensive local street system.

Departmental Goals & Objectives

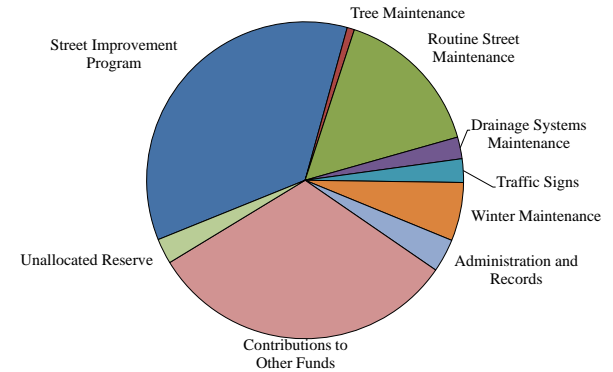
- Continue to implement street and sidewalk improvement program.
- Enhance bike path/non-motorized connectivity where possible to create cohesiveness between neighboring communities.
- Finalize engineering design services each fall and advertise for bids early spring to ensure street improvement projects begin at the beginning of each construction season.
- Provide snow and ice removal in accordance with City policies and procedures.
- Continue proper maintenance of streets, sidewalks, trees and signs along the City's 6.34 miles of major streets.
- Sweep major streets on a regular basis during nine months out of the year.

City of Northville
Proposed 2022-23 Major Streets Fund Budget
(with historical comparative data)

Revenues	FY21	FY22	FY23	FY23
	Actual	Projected	Proposed	% Total
Act 51 Distributions	\$ 451,257	\$ 468,303	\$ 498,762	63.5%
METRO Act	5,379	5,000	5,000	0.6%
Net Investment Income	3,974	-	4,145	0.5%
Operating Transfers from Street, Drainage & Sidewalk Improvement	-	89,460	278,300	35.4%
Appropriation of Prior Year Surplus	480,718	-	-	0.0%
Total Revenues	\$ 941,328	\$ 562,763	\$ 786,207	100.0%



Expenditures	FY21	FY22	FY23	FY23
	Actual	Projected	Proposed	% Total
Street Improvement Program	\$ 557,205	\$ 89,460	\$ 278,300	35.4%
Tree Maintenance	\$ 2,134	\$ 5,824	\$ 5,860	0.7%
Routine Street Maintenance	70,250	118,775	122,485	15.6%
Drainage Systems Maintenance	5,116	12,355	17,395	2.2%
Traffic Signs	14,717	19,015	18,910	2.4%
Winter Maintenance	40,654	46,105	46,880	6.0%
Administration and Records	25,628	26,165	26,710	3.4%
Contributions to Other Funds	225,625	234,151	249,381	31.7%
Unallocated Reserve	-	10,913	20,286	2.6%
Total Expenditures	\$ 941,328	\$ 562,763	\$ 786,207	100.0%



City of Northville
Line Item Budget for the Year Ended June 30, 2023 and
Five Year Plan - 2022 through 2026

MAJOR STREETS FUND

Account Number	Description	2019-20 Actual	2020-21 Actual	2021-22 Projected	2022-23 Proposed Budget	2023-24 Estimated Budget	2024-25 Estimated Budget	2025-26 Estimated Budget
REVENUES								
202-000-546.010	Act 51 Distributions	410,174	451,257	468,303	498,762	513,391	526,491	529,726
202-000-573.010	METRO Act	5,170	5,379	5,000	5,000	5,000	5,000	5,000
202-000-620.000	Court Reimbursements	225	-	-	-	-	-	-
202-000-665.xxx	Net Investment Income	17,023	3,974	-	4,145	4,145	4,145	4,145
202-000-678.000	Insurance Proceeds	525	-	-	-	-	-	-
202-000-699.204	Operating Transfer from: Street, Drainage, and Sidewalk Improvement Fund	25,208	-	89,460	278,300	-	-	-
202-000-699.467	Street Bond Construction Fund	287,349	-	-	-	-	-	-
Total Revenues		745,675	460,611	562,763	786,207	522,536	535,636	538,871
Fund Balance Reserve								
202-000-699.000	Approp of Prior Years' Surplus	-	480,718	-	-	-	-	-
Total Budget		745,675	941,328	562,763	786,207	522,536	535,636	538,871

- continued -

City of Northville
Line Item Budget for the Year Ended June 30, 2023 and
Five Year Plan - 2022 through 2026

MAJOR STREETS FUND (continued)

Account Number	Description	2019-20 Actual	2020-21 Actual	2021-22 Projected	2022-23 Proposed Budget	2023-24 Estimated Budget	2024-25 Estimated Budget	2025-26 Estimated Budget
EXPENDITURES								
Administration and Records								
202-261-805.000	Auditing Services	2,540	2,588	2,665	2,740	2,815	2,890	2,960
202-261-956.000	Contingencies	-	-	-	-	-	300	610
202-261-965.000	Overhead-Administration & Records	22,590	23,040	23,500	23,970	24,210	24,450	24,690
		25,130	25,628	26,165	26,710	27,025	27,640	28,260
Tree Maintenance								
202-443-706.000	Wages/Salaries	-	764	2,000	2,050	2,105	2,130	2,130
202-443-725.000	Fringe Benefits	-	429	1,810	1,925	1,960	1,980	1,980
202-443-874.000	Unfunded Pension Contributions	-	264	610	650	670	670	670
202-443-876.000	Retiree Healthcare Costs	-	179	174	-	-	-	-
202-443-943.000	Equipment Rental	-	480	1,200	1,200	1,200	1,200	1,200
202-443-962.000	Liability and Property Insurance Pool	-	18	30	35	35	35	40
		-	2,134	5,824	5,860	5,970	6,015	6,020

- continued -

City of Northville
Line Item Budget for the Year Ended June 30, 2023 and
Five Year Plan - 2022 through 2026

MAJOR STREETS FUND (continued)

Account Number	Description	2019-20 Actual	2020-21 Actual	2021-22 Actual	2022-23 Proposed Actual	2023-24 Estimated Actual	2024-25 Estimated Actual	2025-26 Estimated Actual
EXPENDITURES (continued)								
Routine Street Maintenance								
202-463-706.000	Wages/Salaries	11,006	11,474	16,855	19,330	19,815	20,065	20,065
202-463-707.000	Wages/Salaries - Overtime	341	475	540	555	570	575	575
202-463-725.000	Fringe Benefits	7,724	8,317	15,220	15,855	16,195	16,375	16,380
202-463-775.000	Materials	3,389	3,481	8,600	8,600	8,600	8,600	8,600
202-463-801.000	Contractual Services	16,388	15,387	13,250	16,250	16,250	16,250	16,250
202-463-801.180	Pavement Marking Program	2,019	2,341	13,000	13,000	13,000	13,000	13,000
202-463-801.470	Joint & Crack Sealing	-	-	25,000	25,000	25,000	25,000	25,000
202-463-803.000	Engineering Services	-	5,620	1,500	1,500	1,500	1,500	1,500
202-463-807.700	GIS Services	87	-	-	-	-	-	-
202-463-874.000	Unfunded Pension Contributions	7,625	8,819	11,440	12,205	12,525	12,600	12,600
202-463-876.000	Retiree Healthcare Costs	5,008	5,954	3,260	-	-	-	-
202-463-920.030	Water and Sewer Service	682	1,771	3,500	3,500	3,500	3,500	3,500
202-463-943.000	Equipment Rental	6,157	6,010	6,010	6,070	6,130	6,190	6,250
202-463-962.000	Liability and Property Insurance Pool	419	602	600	620	635	655	670
		60,844	70,250	118,775	122,485	123,720	124,310	124,390
Drainage Systems Maintenance								
202-469-706.000	Wages/Salaries	1,547	1,105	3,500	3,590	3,680	3,725	3,725
202-469-707.000	Wages/Salaries - Overtime	185	368	105	110	115	115	115
202-469-725.000	Fringe Benefits	1,729	1,411	3,265	3,465	3,535	3,570	3,570
202-469-775.000	Materials	503	202	1,000	1,000	1,000	1,000	1,000
202-469-802.700	GIS Services	75	690	250	250	250	250	250
202-469-803.000	Engineering Services	-	-	-	5,000	5,000	5,000	5,000
202-469-876.000	Unfunded Pension Contributions	879	634	1,295	1,380	1,415	1,425	1,425
202-469-876.000	Retiree Healthcare Costs	577	428	370	-	-	-	-
202-469-943.000	Equipment Rental	1,472	235	2,500	2,530	2,560	2,590	2,620
202-469-962.000	Liability and Property Insurance Pool	48	43	70	70	70	75	75
		7,016	5,116	12,355	17,395	17,625	17,750	17,780

- continued -

City of Northville
Line Item Budget for the Year Ended June 30, 2023 and
Five Year Plan - 2022 through 2026

MAJOR STREETS FUND (continued)

Account Number	Description	2019-20 Actual	2020-21 Actual	2018-19 Projected	2022-23 Proposed Budget	2023-24 Estimated Budget	2024-25 Estimated Budget	2025-26 Estimated Budget
EXPENDITURES (continued)								
Traffic Signs								
202-474-706.000	Wages/Salaries	1,931	2,079	1,000	1,025	1,055	1,065	1,065
202-474-707.000	Wages/Salaries - Overtime	-	156	700	720	740	745	745
202-474-725.000	Fringe Benefits	1,598	2,098	1,540	1,635	1,665	1,685	1,685
202-474-775.000	Materials	1,275	1,414	2,000	2,000	2,000	2,000	2,000
202-474-801.000	Contractual Services	10,740	4,430	9,935	10,105	10,275	10,455	10,645
202-474-874.000	Unfunded Pension Contributions	2,684	1,824	1,990	2,125	2,180	2,195	2,195
202-474-876.000	Retiree Healthcare Costs	1,763	1,231	565	-	-	-	-
202-474-943.000	Equipment Rental	1,282	1,361	1,180	1,190	1,200	1,210	1,220
202-474-962.000	Liability and Property Insurance Pool	147	125	105	110	110	115	120
		21,420	14,717	19,015	18,910	19,225	19,470	19,675
Winter Maintenance								
202-478-706.000	Wages/Salaries	2,585	2,834	3,230	3,600	3,680	3,750	3,750
202-478-707.000	Wages/Salaries - Overtime	5,443	5,017	4,320	5,000	5,125	5,190	5,190
202-478-725.000	Fringe Benefits	7,489	6,832	6,875	7,500	7,700	7,800	7,800
202-478-775.000	Materials	7,670	7,914	10,000	10,000	10,000	10,000	10,000
202-478-874.000	Unfunded Pension Contributions	5,446	5,039	4,830	5,150	5,285	5,315	5,315
202-478-876.000	Retiree Healthcare Costs	3,576	3,402	1,375	-	-	-	-
202-478-943.000	Equipment Rental	10,946	9,271	15,220	15,370	15,520	15,680	15,840
202-478-962.000	Liability and Property Insurance Pool	299	344	255	260	270	275	285
		43,454	40,654	46,105	46,880	47,580	48,010	48,180
Contributions to Other Funds								
202-965-995.203	Oper Tsfr to Local Streets Fund	143,791	225,625	234,151	249,381	256,696	263,246	264,863
		143,791	225,625	234,151	249,381	256,696	263,246	264,863

- continued -

City of Northville
Line Item Budget for the Year Ended June 30, 2023 and
Five Year Plan - 2022 through 2026

MAJOR STREETS FUND (continued)

Account Number	Description	2019-20 Actual	2020-21 Actual	2021-22 Projected	2022-23 Proposed Budget	2023-24 Estimated Budget	2024-25 Estimated Budget	2025-26 Estimated Budget
EXPENDITURES (continued)								
Street Improvement Program								
202-904-801.470	Joint & Crack Sealing	24,149	-	-	-	-	-	-
202-904-803.000	Engineering Services	1,059	74	-	-	-	-	-
202-904-989.020	W Cady Reconstruction	133,865	-	-	-	-	-	-
202-904-989.030	Fall 2019 Mill & Fill	153,484	-	-	-	-	-	-
202-904-989.050	2020 Local Road Reconstruction	-	554,151	-	-	-	-	-
202-904-989.070	Center/Cady Intersection Alignment	-	2,980	5,000	-	-	-	-
202-904-989.TBD	2022 Street Improvements	-	-	84,460	278,300	-	-	-
		<u>312,557</u>	<u>557,205</u>	<u>89,460</u>	278,300	-	-	-
	Total Expenditures	614,211	941,328	551,850	765,921	497,841	506,441	509,168
Fund Balance Reserve								
202-999-999.000	Unallocated Reserve	131,464	-	10,913	20,286	24,695	29,195	29,703
	Total Budget	<u>745,675</u>	<u>941,328</u>	<u>562,763</u>	786,207	<u>522,536</u>	<u>535,636</u>	<u>538,871</u>
Analysis of Fund Balance:								
	Beginning of Year			460,111	471,024	491,310	516,005	545,200
	Revenues			562,763	786,207	522,536	535,636	538,871
	Expenditures			(551,850)	(765,921)	(497,841)	(506,441)	(509,168)
	End of Year			<u>471,024</u>	491,310	<u>516,005</u>	<u>545,200</u>	<u>574,903</u>

City of Northville
Line Item Budget for the Year Ended June 30, 2023 and
Five Year Plan – 2022 through 2026

ACTIVITY: Local Streets Fund

FUND NUMBER: 203

SUPERVISOR: Director, Department of Public Works

General Description of Activity

This activity records revenue received from gasoline tax through the State of Michigan under Act 51. Those funds may be used for routine maintenance of local streets. This includes patching, sealing, grading of gravel roads, repair of storm sewer, sweeping, traffic signs, winter snow and ice control, as well as debt service. The Act 51 funds, however, are insufficient to cover required maintenance needs of the local street system. To cover this shortfall, an operating transfer from the Major Streets Fund is necessary.

The fund also receives revenue pursuant to PA 48 of 2002 (METRO Act) to offset the costs of the use of public rights-of-way by telecom providers.

Proposed Fiscal Year Overview

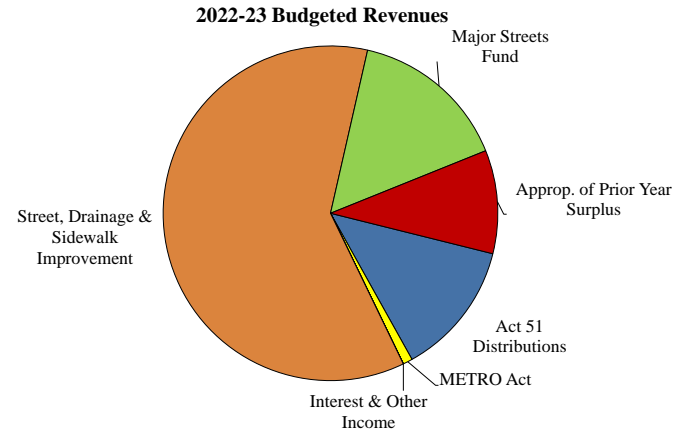
The taxes generated by the street millage will allow for street improvements on the following local streets: mill and fill on Andover and Grasmere and full reconstruct on Morgan Blvd. and Lake Street.

Departmental Goals & Objectives

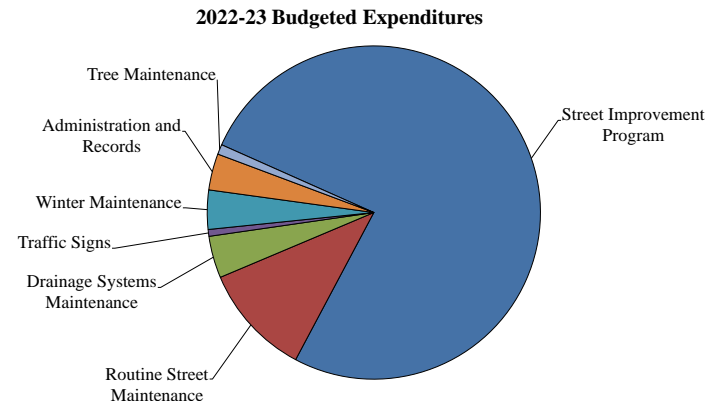
- Continue to implement street and sidewalk improvement program.
- Enhance bike path/non-motorized connectivity where possible to create cohesiveness between neighboring communities.
- Finalize engineering design services each fall and advertise for bids early spring to ensure street improvement projects begin at the beginning of each construction season.
- Provide snow and ice removal in accordance with City policies and procedures.
- Continue proper maintenance of streets, sidewalks, trees and signs.
- Administration of capital improvement projects.
- Sweep local streets on a regular basis during nine months out of the year.

City of Northville
Proposed 2022-23 Local Streets Fund Budget
(with historical comparative data)

Revenues	FY21	FY22	FY23	FY23
	Actual	Projected	Proposed	% Total
Act 51 Distributions	\$ 192,132	\$ 205,304	\$ 211,550	13.0%
METRO Act	16,138	15,000	15,000	0.9%
Interest & Other Income	1,386	-	150	0.0%
Operating Transfers from				
Street Improvement Bond Construction	711,745	-	-	0.0%
Street, Drainage & Sidewalk Improvement	1,838,618	1,201,159	987,269	60.8%
Major Streets Fund	225,625	234,151	249,381	15.3%
Approp. of Prior Year Surplus	-	-	162,314	10.0%
Total Revenues	\$ 2,985,644	\$ 1,655,614	\$ 1,625,664	100.0%



Expenditures	FY21	FY22	FY23	FY23
	Actual	Projected	Proposed	% Total
Street Improvement Program	\$ 2,345,188	\$ 1,201,159	\$ 1,237,269	76.1%
Routine Street Maintenance	169,524	168,530	176,715	10.9%
Drainage Systems Maintenance	43,641	83,480	66,170	4.1%
Traffic Signs	12,936	10,850	10,730	0.7%
Winter Maintenance	68,992	69,920	61,795	3.8%
Administration and Records	18,433	57,520	57,385	3.5%
Tree Maintenance	14,258	14,915	15,600	1.0%
Total Expenditures	\$ 2,985,644	\$ 1,655,614	\$ 1,625,664	100.0%



City of Northville
Line Item Budget for the Year Ended June 30, 2023 and
Five Year Plan - 2022 through 2026

LOCAL STREETS

Account Number	Description	2019-20 Actual	2020-21 Actual	2021-22 Projected	2022-23 Proposed Budget	2023-24 Estimated Budget	2024-25 Estimated Budget	2025-26 Estimated Budget
REVENUES								
203-000-546.010	Act 51 Distributions	174,651	192,132	205,304	211,550	217,736	223,288	224,661
203-000-573.010	METRO Act	15,511	16,138	15,000	15,000	15,000	15,000	15,000
203-000-665.xxx	Net Investment Income	99	1,386	-	150	150	150	150
203-000-678.000	Insurance Proceeds	349	-	-	-	-	-	-
203-000-682.000	Other Grants	8,313	-	-	-	-	-	-
	Operating Transfer from:							
203-000-699.202	Major Streets Fund	143,791	225,625	234,151	249,381	256,696	263,246	264,863
203-000-699.204	Street, Drainage, and Sidewalk Improvement Fund	-	1,838,618	1,201,159	987,269	735,000	735,000	735,000
203-000-699.467	Street Bond Construction Fund	1,993,557	711,745	-	-	-	-	-
	Total Revenues	2,336,271	2,985,644	1,655,614	1,463,350	1,224,582	1,236,684	1,239,674
Fund Balance Reserve								
203-000-699.000	Appropriation of Prior Year Surplus	-	-	-	162,314	-	-	-
	Total Budget	2,336,271	2,985,644	1,655,614	1,625,664	1,224,582	1,236,684	1,239,674

- continued -

City of Northville
Line Item Budget for the Year Ended June 30, 2023 and
Five Year Plan - 2022 through 2026

LOCAL STREETS (continued)

Account Number	Description	2019-20 Actual	2020-21 Actual	2021-22 Projected	2022-23 Proposed Budget	2023-24 Estimated Budget	2024-25 Estimated Budget	2025-26 Estimated Budget
Tree Maintenance								
203-443-706.000	Wages/Salaries	-	5,799	20,000	20,500	21,015	21,280	21,280
203-443-707.000	Wages/Salaries - Overtime	-	-	750	770	790	800	800
203-443-725.000	Fringe Benefits	-	4,535	18,770	19,930	20,325	20,530	20,540
203-443-874.000	Unfunded Pension Contributions	-	1,882	5,405	5,910	6,065	6,100	6,100
203-443-876.000	Retiree Healthcare Costs	-	1,840	2,330	-	-	-	-
203-443-943.000	Equipment Rental	-	4,316	10,000	10,000	10,000	10,000	10,000
203-443-962.000	Liability and Property Insurance Pool	-	61	265	275	280	290	300
		-	18,433	57,520	57,385	58,475	59,000	59,020
Street Improvement Program								
203-904-801.000	Contractual Services	563	-	-	-	-	-	-
203-904-801.810	Sidewalk Repair & Replacement	-	4,658	68,563	35,000	35,000	35,000	35,000
203-904-803.000	Engineering Services	388	-	-	-	-	-	-
203-904-989.010	Morgan Blvd Reconstruction	179,264	-	-	-	-	-	-
203-904-989.030	Fall 2019 Mill & Fill	585,616	-	-	-	-	-	-
203-904-989.040	2020-1 Local Road Reconstruction	734,025	982,447	25,000	-	-	-	-
203-904-989.050	2020-2 Local Road Reconstruction	133,772	974,443	-	-	-	-	-
203-904-989.060	Spring 2020 Mill & Fill	367,638	-	-	-	-	-	-
203-904-989.090	2021 Street Improvements	-	383,641	781,245	-	-	-	-
203-904-989.100	2022 Street Improvements	-	-	302,485	1,042,269	-	-	-
203-904-989.TBD	2023-2026 Street Improvements	-	-	23,866	160,000	700,000	700,000	700,000
		2,001,266	2,345,188	1,201,159	1,237,269	735,000	735,000	735,000
Routine Street Maintenance								
203-463-706.000	Wages/Salaries	45,140	45,961	51,375	57,315	58,750	60,485	60,485
203-463-707.000	Wages/Salaries - Overtime	1,130	1,352	1,220	1,255	1,285	1,300	1,300
203-463-725.000	Fringe Benefits	40,735	38,948	47,995	51,215	52,265	52,815	52,830
203-463-775.000	Materials	3,133	4,485	7,500	6,500	6,500	6,500	6,500
203-463-801.000	Contractual Services	1,531	-	3,200	8,200	8,200	8,200	8,200
203-463-802.010	Legal Services	-	473	-	-	-	-	-
203-463-802.700	GIS Services	-	438	-	-	-	-	-
203-463-803.000	Engineering Services	-	6,334	3,000	3,000	3,000	3,000	3,000
203-463-874.000	Unfunded Pension Contributions	11,146	17,401	15,835	17,320	17,770	17,875	17,875
203-463-876.000	Retiree Healthcare Costs	14,306	17,009	6,825	-	-	-	-
203-463-943.000	Equipment Rental	36,888	36,560	30,800	31,110	31,420	31,730	32,050
203-463-962.000	Liability and Property Insurance Pool	526	563	780	800	825	850	880
		154,535	169,524	168,530	176,715	180,015	182,755	183,120

City of Northville
Line Item Budget for the Year Ended June 30, 2023 and
Five Year Plan - 2022 through 2026

LOCAL STREETS (continued)

Account Number	Description	2019-20 Actual	2020-21 Actual	2021-22 Projected	2022-23 Proposed Budget	2023-24 Estimated Budget	2024-25 Estimated Budget	2025-26 Estimated Budget
Drainage Systems Maintenance								
203-469-706.000	Wages/Salaries	8,632	5,171	5,400	5,535	5,675	5,745	5,745
203-469-707.000	Wages/Salaries - Overtime	933	156	485	500	510	515	515
203-469-725.000	Fringe Benefits	9,806	5,176	5,325	5,655	5,765	5,825	5,825
203-469-775.000	Materials	1,280	636	1,000	1,000	1,000	1,000	1,000
203-469-801.000	Contractual Services	40,370	3,075	30,035	15,000	5,000	5,000	5,000
203-469-802.050	Legal Fees - Storm Water Permit	-	-	2,500	2,500	2,500	2,500	2,500
203-469-802.700	GIS Services	253	1,361	500	250	250	250	250
203-469-803.000	Engineering Services	-	2,912	5,000	5,000	5,000	5,000	5,000
203-469-825.000	Storm Water Program	9,539	9,574	9,625	9,675	9,725	9,775	9,825
203-469-874.000	Unfunded Pension Contributions	7,257	4,363	7,845	8,580	8,800	8,855	8,855
203-469-876.000	Retiree Healthcare Costs	9,315	4,265	3,380	-	-	-	-
203-469-938.040	Randolph Drain Annual Maintenance	-	-	4,000	4,000	4,000	4,000	4,000
203-469-943.000	Equipment Rental	12,889	6,811	8,000	8,080	8,160	8,240	8,320
203-469-962.000	Liability and Property Insurance Pool	342	141	385	395	410	420	435
		100,616	43,641	83,480	66,170	56,795	57,125	57,270
Traffic Signs								
203-474-706.000	Wages/Salaries	3,413	3,018	2,000	2,050	2,105	2,130	2,130
203-474-707.000	Wages/Salaries - Overtime	73	354	540	555	570	575	575
203-474-725.000	Fringe Benefits	3,583	3,067	2,300	2,440	2,490	2,515	2,515
203-474-775.000	Materials	4,298	2,072	2,500	2,500	2,500	2,500	2,500
203-474-874.000	Unfunded Pension Contributions	1,118	1,321	1,020	1,115	1,145	1,150	1,150
203-474-876.000	Retiree Healthcare Costs	1,436	1,291	440	-	-	-	-
203-474-943.000	Equipment Rental	1,533	1,770	2,000	2,020	2,040	2,060	2,080
203-474-962.000	Liability and Property Insurance Pool	53	43	50	50	55	55	55
		15,507	12,936	10,850	10,730	10,905	10,985	11,005

- continued -

City of Northville
Line Item Budget for the Year Ended June 30, 2023 and
Five Year Plan - 2022 through 2026

LOCAL STREETS (continued)

Account Number	Description	2019-20 Actual	2020-21 Actual	2021-22 Projected	2022-23 Proposed Budget	2023-24 Estimated Budget	2024-25 Estimated Budget	2025-26 Estimated Budget
Winter Maintenance								
203-478-706.000	Wages/Salaries	4,393	7,726	7,450	6,575	6,740	6,825	6,825
203-478-707.000	Wages/Salaries - Overtime	6,083	6,539	7,310	4,395	4,505	4,560	4,560
203-478-725.000	Fringe Benefits	10,325	12,279	12,635	10,275	10,480	10,585	10,590
203-478-775.000	Road Salt	7,667	7,914	10,000	10,000	10,000	10,000	10,000
203-478-874.000	Unfunded Pension Contributions	3,633	7,044	6,570	7,190	7,370	7,415	7,420
203-478-876.000	Retiree Healthcare Costs	4,663	6,886	2,830	-	-	-	-
203-478-943.000	Equipment Rental	13,432	20,376	22,805	23,030	23,260	23,490	23,720
203-478-962.000	Liability and Property Insurance Pool	171	228	320	330	340	355	365
		50,367	68,992	69,920	61,795	62,695	63,230	63,480
Administration and Records								
203-261-805.000	Auditing Services	2,540	2,588	2,665	2,740	2,815	2,890	2,960
203-261-956.000	Contingencies	-	-	-	-	-	410	830
203-261-965.000	Overhead - Administration & Records	11,440	11,670	12,250	12,860	13,500	14,180	14,890
		13,980	14,258	14,915	15,600	16,315	17,480	18,680
	Total Expenditures	2,336,271	2,672,972	1,606,374	1,625,664	1,120,200	1,125,575	1,127,575
Fund Balance Reserve								
203-999-999.00	Unallocated Reserve	-	312,673	49,240	-	104,382	111,109	112,099
	Total Budget	2,336,271	2,985,644	1,655,614	1,625,664	1,224,582	1,236,684	1,239,674
Analysis of Fund Balance:								
	Beginning of Year			216,343	265,583	103,269	207,651	318,760
	Revenues			1,655,614	1,463,350	1,224,582	1,236,684	1,239,674
	Expenditures			(1,606,374)	(1,625,664)	(1,120,200)	(1,125,575)	(1,127,575)
	End of Year			265,583	103,269	207,651	318,760	430,859

City of Northville
Line Item Budget for the Year Ended June 30, 2023 and
Five Year Plan – 2022 through 2026

ACTIVITY: Street, Drainage & Sidewalk Improvement Fund

FUND NUMBER: 204

SUPERVISOR: Director, Department of Public Works

General Description of Activity

This activity records revenue received from a dedicated millage approved by the voters on March 4, 1997. The dedicated millage of 1.92 mills approved by the voters (adjusted annually for Headlee limitation) is for a comprehensive maintenance and improvement program for streets, drainage and sidewalks. Property tax collections are recorded in this fund as well as transfers to the funds where the expenditures for a given project are recorded.

Proposed Fiscal Year Overview

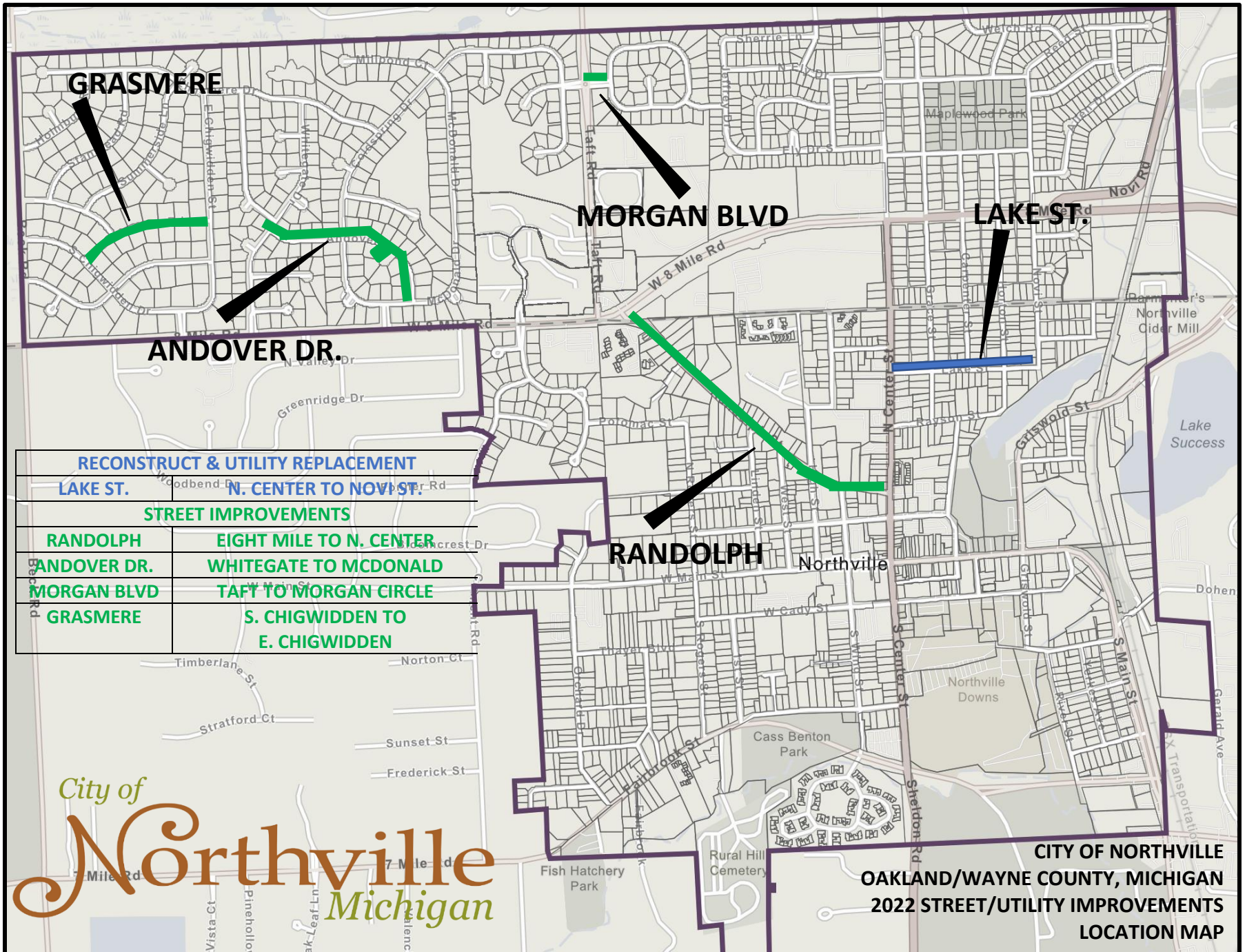
Funding, primarily from the millage described above, is collected in this account. The approved millage rate of 1.9200 mills is projected to be permanently reduced to 1.6216 due to Headlee rollbacks. This will generate approximately \$724,000 in tax revenues.

The funds are transferred to Major and Local Street Funds for capital improvements as needed. The proposed fiscal year includes the following projects.

- Sidewalk Program
- 2022 Local Street projects (Andover, Grasmere, Morgan Blvd, Lake St, Randolph.)
- Preliminary design work for the 2023 construction season

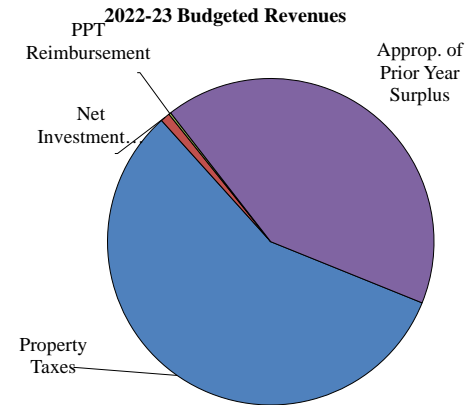
Long Term Plan

The long-term plan focuses on executing capital street improvement projects as approved by City Council in the City of Northville. Street improvements are to be coordinated with water/sewer main improvements in the Water & Sewer Fund.

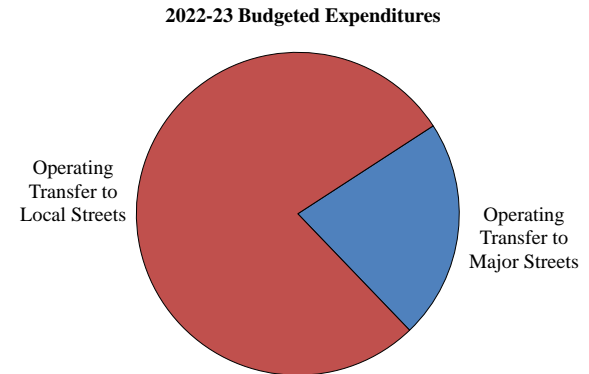


City of Northville
Proposed 2022-23 Street, Drainage & Sidewalk Improvement Fund Budget
(with historical comparative data)

Revenues	FY21	FY22	FY23	FY23
	Actual	Projected	Proposed	% Total
Property Taxes	\$ 666,395	\$ 686,191	\$ 724,117	57.3%
Net Investment Income	10,408	-	11,970	0.9%
PPT Reimbursement	3,087	2,750	2,750	0.2%
Approp. of Prior Year Surplus	1,158,728	601,678	526,732	41.6%
Total Revenues	\$ 1,838,618	\$ 1,290,619	\$ 1,265,569	100.0%



Expenditures	FY21	FY22	FY23	FY23
	Actual	Projected	Proposed	% Total
Operating Transfer to Major Streets	\$ -	\$ 89,460	\$ 278,300	22.0%
Operating Transfer to Local Streets	1,838,618	1,201,159	987,269	78.0%
Total Expenditures	\$ 1,838,618	\$ 1,290,619	\$ 1,265,569	100.0%



City of Northville
Line Item Budget for the Year Ended June 30, 2023 and
Five Year Plan - 2022 through 2026

STREET, DRAINAGE & SIDEWALK IMPROVEMENT FUND

Account Number	Description	2019-20 Actual	2020-21 Actual	2021-22 Projected	2022-23 Proposed Budget	2023-24 Estimated Budget	2024-25 Estimated Budget	2025-26 Estimated Budget
REVENUES								
	Previous Years' Maximum Millage Allowed and/or Levied			1.6442	1.6256	1.6216	1.6177	1.6138
	x Millage Reduction Fraction			0.9887	0.9976	0.9976	0.9976	0.9976
	= Allowable Levy			1.6256	1.6216	1.6177	1.6138	1.6099
	x Taxable Value per Mill			422,124	446,552	455,483	464,593	473,885
204-000-404.000	= Current Property Tax	645,151	666,111	686,191	724,117	736,823	749,748	762,895
204-000-573.000	PPT Reimbursement from State	3,223	3,087	2,750	2,750	2,750	2,750	2,750
204-000-412.000	Delinquent Personal Property Taxes	365	284	-	-	-	-	-
204-000-418.000	Property Taxes - Other	22	-	-	-	-	-	-
204-000-699.405	Operating Transfer from Public Improvement Fund			-	-	-	-	-
204-000-665.xxx	Net Investment Income	49,461	10,408	-	11,970	11,970	11,970	11,970
	Total Revenues	698,222	679,890	688,941	738,837	751,543	764,468	777,615
Fund Balance Reserve								
204-000-699.000	Appropriation of Prior Year Surplus	-	1,158,728	601,678	526,732	-	-	-
	Total Budget	698,222	1,838,618	1,290,619	1,265,569	751,543	764,468	777,615

- continued -

City of Northville
Line Item Budget for the Year Ended June 30, 2023 and
Five Year Plan - 2022 through 2026

STREET, DRAINAGE & SIDEWALK IMPROVEMENT FUND (continued)

Account Number	Description	2019-20 Actual	2020-21 Actual	2021-22 Projected	2022-23 Proposed Budget	2023-24 Estimated Budget	2024-25 Estimated Budget	2025-26 Estimated Budget
EXPENDITURES								
Operating transfer to:								
204-965-995.202	Major Street Fund	25,208	-	89,460	278,300	-	-	-
204-965-995.203	Local Street Fund	-	1,838,618	1,201,159	987,269	735,000	735,000	735,000
		<u>25,208</u>	<u>1,838,618</u>	<u>1,290,619</u>	<u>1,265,569</u>	<u>735,000</u>	<u>735,000</u>	<u>735,000</u>
	Total Expenditures	25,208	1,838,618	1,290,619	1,265,569	735,000	735,000	735,000
Fund Balance Reserve								
204-999-999.00	Unallocated Reserve	673,014	-	-	-	16,543	29,468	42,615
	Total Budget	<u>698,222</u>	<u>1,838,618</u>	<u>1,290,619</u>	<u>1,265,569</u>	<u>751,543</u>	<u>764,468</u>	<u>777,615</u>
Analysis of Fund Balance:								
	Beginning of Year			1,352,744	751,066	224,334	240,877	270,345
	Revenues			688,941	738,837	751,543	764,468	777,615
	Expenditures			(1,290,619)	(1,265,569)	(735,000)	(735,000)	(735,000)
	End of Year			<u>751,066</u>	<u>224,334</u>	<u>240,877</u>	<u>270,345</u>	<u>312,960</u>

City of Northville
Line Item Budget for the Year Ended June 30, 2023 and
Five Year Plan – 2022 through 2026

ACTIVITY: Parking Fund

FUND NUMBER: 230

SUPERVISOR: Director, Department of Public Works

General Description of Activity

The Parking Fund was used primarily to receive special assessment (“parking credit”) revenue and pay related bond principal and interest from a 1990 project. Since that debt was paid off on December 1, 2000, the revenues received from parking credits are used to pay for lease payments of land used by the City as public parking lots and to earmark funds for future parking expansion or maintenance projects.

Two decks and eight surface lots activities are recorded in this fund. Cady and Main Centre are the two decks. The surface lots include Northville Square, Old Church Square, Marquis, E. Main Street, Tipping Point Theater, E. Cady Street, Hutton Street, and Mary Alexander Court. Other public lots, such as at City Hall and Mill Race Village are charged to other funds.

Proposed Fiscal Year Overview

Parking lot and deck maintenance costs are expected to be approximately \$116,895 with the DDA contributing approximately 84% of those costs. The City’s General Funds pays the remaining 16%. There are no planned parking improvements for FY2023.

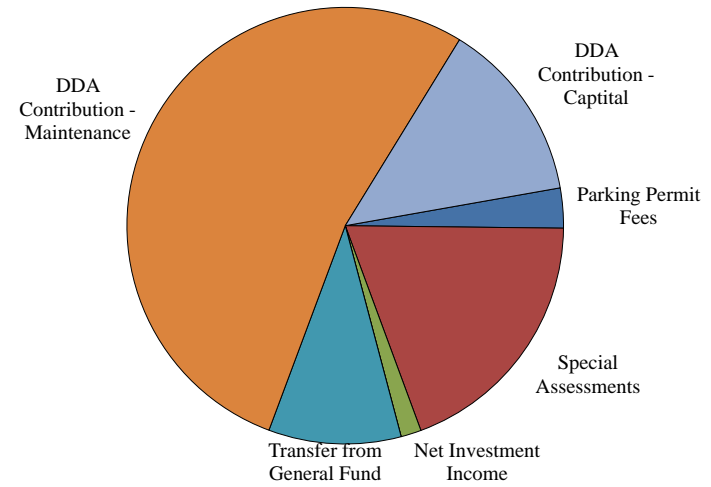
Long Term Plan

Since this fund collects the revenue for parking credit special assessments and parking permit fees, it is appropriate that these funds continued to be used for parking lot improvements or heavy maintenance, as well as, parking expansion projects in the future. Approximately \$25,000 of annual improvements paid for by the DDA to maintain the structural integrity of the decks is included in the budget.

City of Northville
Proposed 2022-23 Parking Fund Budget
(with historical comparative data)

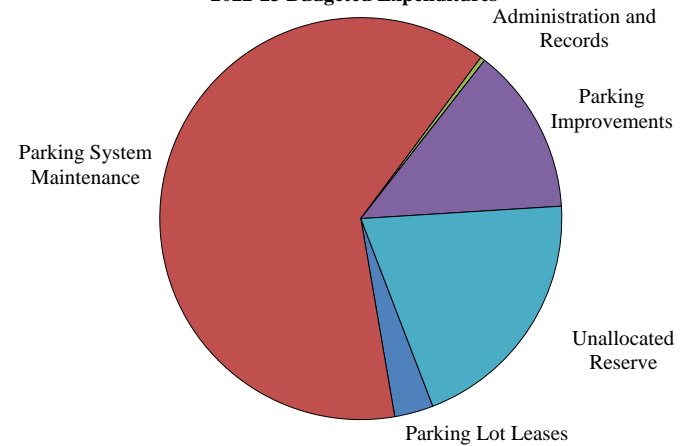
Revenues	FY21 Actual	FY22 Projected	FY23 Proposed	FY23 % Total
Parking Permit Fees	\$ 6,203	\$ 5,500	\$ 5,500	3.0%
Special Assessments	50,504	43,186	35,655	19.2%
Net Investment Income	3,021	-	2,805	1.5%
Transfer from Public Improvement	-	200,000	-	0.0%
Transfer from General Fund	10,028	17,895	18,235	9.8%
DDA Contribution - Maintenance	93,220	95,900	98,660	53.0%
DDA Contribution - Capital	-	25,000	25,000	13.5%
Use of Fund Balance	188,803	-	-	0.0%
Total Revenues	\$ 351,780	\$ 387,481	\$ 185,855	100.0%

2022-23 Budgeted Revenues



Expenditures	FY21 Actual	FY22 Projected	FY23 Proposed	FY23 % Total
Parking Lot Leases	\$ 5,541	\$ 5,630	\$ 5,816	3.1%
Parking System Maintenance	\$ 103,248	\$ 113,795	\$ 116,895	62.9%
Administration and Records	648	670	690	0.4%
Parking Improvements	242,342	225,000	25,000	13.5%
Unallocated Reserve	-	42,386	37,454	20.2%
Total Expenditures	\$ 351,780	\$ 387,481	\$ 185,855	100.0%

2022-23 Budgeted Expenditures



City of Northville
Line Item Budget for the Year Ended June 30, 2023 and
Five Year Plan - 2022 through 2026

PARKING FUND

Account Number	Description	2019-20 Actual	2020-21 Actual	2021-22 Projected	2022-23 Proposed Budget	2023-24 Estimated Budget	2024-25 Estimated Budget	2025-26 Estimated Budget
REVENUES								
230-000-490.220	Parking Permit Fees	4,850	6,203	5,500	5,500	5,500	5,500	5,500
230-000-460.000	Parking Credit Special Assessment	13,987	13,273	19,479	12,556	10,716	10,175	9,763
230-000-460.010	Parking Credits (paid in full)	50,000	-	-	-	-	-	-
230-000-460.030	Deck Special Assessment	-	37,232	23,707	23,099	22,491	21,884	21,276
230-000-665.xxx	Net Investment Income	14,376	3,021	-	2,805	2,805	2,805	2,805
230-000-673.000	Sale of Assets	73,849	-	-	-	-	-	-
230-000-699.101	Transfer from General Fund	2,397	10,028	17,895	18,235	17,245	16,175	14,675
230-000-699.248	DDA Contribuitor - Maintenance	90,420	93,220	95,900	98,660	101,500	104,425	107,440
230-000-699.248	DDA Contribuitor - Decks	250,933	-	25,000	25,000	25,000	25,000	25,000
230-000-699.405	Transfer from Public Improv. Fund	-	-	200,000	-	-	-	-
	Total Revenues	500,812	162,977	387,481	185,855	185,257	185,964	186,459
Fund Balance Reserve								
230-000-699.000	Use of Fund Balance	156,261	188,803	-	-	-	-	-
	Total Budget	657,073	351,780	387,481	185,855	185,257	185,964	186,459
EXPENDITURES								
Parking Lot Leases								
230-576-994.700	Lease Payment-Long Property	2,803	2,848	2,876	2,971	3,030	3,090	3,152
230-576-994.750	Northville Downs Taxes	2,651	2,694	2,754	2,845	2,902	2,960	3,019
		5,454	5,541	5,630	5,816	5,932	6,050	6,171
Parking System Maintenance								
230-572-706.000	Wages - Regular	5,053	12,639	9,225	9,460	9,695	9,815	9,815
230-572-707.000	Wages - Overtime	2,496	1,028	2,355	2,415	2,475	2,505	2,505
230-572-725.000	Fringe Benefits	6,942	11,925	10,475	11,120	11,345	11,460	11,465
230-572-775.000	Materials / Salt	18,878	6,876	11,110	11,270	11,430	11,590	11,760
230-572-801.000	Contractual Services	12,580	11,828	14,000	15,000	15,150	15,290	15,440
230-572-802.700	GIS Services	-	119	-	-	-	-	-
230-572-803.000	Engineering Services	-	1,211	-	-	-	-	-
230-572-853.000	Telephone	395	395	395	395	395	395	395
230-572-920.010	Electric Power	28,089	28,755	17,940	18,490	19,050	19,620	20,200
230-572-920.030	Water & Sewer Service	50	51	60	60	60	60	60
230-572-920.050	ERC LED Payback	-	5,570	22,500	22,500	22,500	22,500	22,500
230-572-920.060	Elec Savings Tsfr'd to Sustainability	-	1,061	3,575	3,575	3,575	3,575	3,575
230-572-938.100	Elevator Maintenance	5,469	5,649	6,380	6,560	6,740	6,930	7,130
230-572-943.000	Equipment Rental	7,577	10,870	10,100	10,200	10,300	10,400	10,500
230-572-956.000	Contingencies	-	-	-	-	-	250	370
230-572-962.000	Liability & Property Insurance	5,488	5,270	5,680	5,850	6,030	6,210	6,400
		93,017	103,248	113,795	116,895	118,745	120,600	122,115

continued

City of Northville
Line Item Budget for the Year Ended June 30, 2023 and
Five Year Plan - 2022 through 2026

PARKING FUND

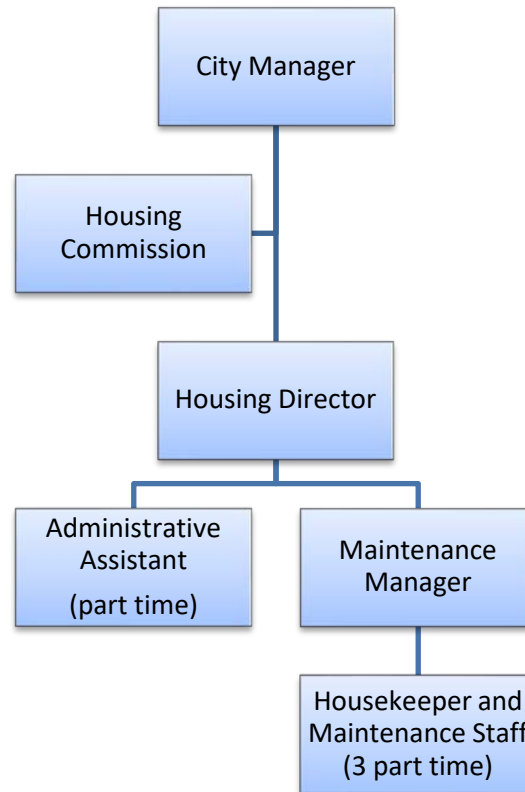
Account Number	Description	2019-20 Actual	2020-21 Actual	2021-22 Projected	2022-23 Proposed Budget	2023-24 Estimated Budget	2024-25 Estimated Budget	2025-26 Estimated Budget
EXPENDITURES - continued								
Parking Improvements								
230-901-801.000	Contractual Services	3,253	-	200,000	-	-	-	-
230-901-971.070	Art House Parking Lot	-	33,729	-	-	-	-	-
230-901-971.270	Ford Field Parking Lot	73,612	10,685	-	-	-	-	-
230-901-971.290	Tipping Point Parking Lot	-	59,224	-	-	-	-	-
230-901-971.590	Northville Square Parking Lot	-	133,377	-	-	-	-	-
230-901-974.250	Cady Deck Restoration	250,733	-	-	-	-	-	-
230-901-974.260	Main Centre Deck Restoration	210,984	5,328	-	-	-	-	-
230-901-977.00	Misc Deck Repairs - DDA Contr.	19,386	-	25,000	25,000	25,000	25,000	25,000
230-901-977.18	E Cady Street Lot	-	-	-	-	-	-	-
		<u>557,967</u>	<u>242,342</u>	<u>225,000</u>	<u>25,000</u>	<u>25,000</u>	<u>25,000</u>	<u>25,000</u>
Administration and Records								
230-923-805.00	Auditing Service	635	648	670	690	705	720	740
		<u>635</u>	<u>648</u>	<u>670</u>	<u>690</u>	<u>705</u>	<u>720</u>	<u>740</u>
	Total Expenditures	<u>657,073</u>	<u>351,780</u>	<u>345,095</u>	<u>148,401</u>	<u>150,382</u>	<u>152,370</u>	<u>154,026</u>
Fund Balance Reserve								
230-999-999.00	Unallocated Reserve	-	-	42,386	37,454	34,875	33,594	32,433
	Total Budget	<u>657,073</u>	<u>351,780</u>	<u>387,481</u>	<u>185,855</u>	<u>185,257</u>	<u>185,964</u>	<u>186,459</u>
Fund Balance Analysis								
	Beginning of Year			381,943	424,329	461,783	496,658	530,252
	Revenues			387,481	185,855	185,257	185,964	186,459
	Expenditures			(345,095)	(148,401)	(150,382)	(152,370)	(154,026)
	End of Year			<u>424,329</u>	<u>461,783</u>	<u>496,658</u>	<u>530,252</u>	<u>562,685</u>

City of Northville
Line Item Budget for the Year Ended June 30, 2023 and
Five Year Plan – 2022 through 2026

ACTIVITY: Housing Commission

FUND NUMBER: 535

SUPERVISOR: Housing Director



City of Northville
Line Item Budget for the Year Ended June 30, 2023 and
Five Year Plan – 2022 through 2026

Housing Commission – continued

General Description of Activity

The primary function of the Housing Commission is to manage Allen Terrace, an apartment community for senior citizens 62 years or older. Allen Terrace has 100 apartments: 98 one-bedroom and 2 two-bedroom units. Housing Commission staff allocates its time between property maintenance and repairs, budget management, records management, rent collection, filling vacancies, and providing customer service. Currently, a full-time Director, a full-time Maintenance Manager, a part-time Administrative Assistant, a part-time Custodian, a part-time on-call Maintenance Assistant, and a seasonal gardener are budgeted to staff Allen Terrace.

The main goal of our five-year plan is to continue modernization of Allen Terrace. Recognizing the limited resources of many Allen Terrace tenants along with the maximum rent allowed by Federal rent subsidy programs, the Commission strives to maintain efficiency in managing finances. Approximately 14% of the tenants receive rent assistance. The rental rate, which includes heat, electricity, and water, remains below market rents for this area. Allen Terrace retains an average annual 98% rate of occupancy.

Proposed Fiscal Year Overview

Revenue for Allen Terrace is generated mainly from rent and rent subsidies. Allen Terrace does not rely on property taxes or General Fund money for its operations. The rent is proposed to increase 2% from \$750 to \$765 for one-bedroom units and 1.3% from \$1,145 to \$1,160 for the two-bedroom units. This will increase annual revenue by \$18,000. Rent includes utilities which averages \$118 per month per apartment. The rent increase is necessary to augment the replacement reserve in support of capital improvements and inflationary increases in operational expenditures. This increase remains within the Department of Housing and Urban Development's FY2022 Fair Market Rent rate of \$848 for a one-bedroom.

The Allen Terrace Trust Fund subsidy program is available to Allen Terrace tenants based on a maximum annual income limit of \$18,500. In addition, a minimum of five years of City of Northville residency prior to residency at Allen Terrace *or* a minimum of three years residency at Allen Terrace is required. Currently, three tenants participate in this program, although a change in the income limitations is proposed in order to benefit a larger number of tenants.

City of Northville
Line Item Budget for the Year Ended June 30, 2023 and
Five Year Plan – 2022 through 2026

Housing Commission – continued

The debt service payment for the renovation bond is \$93,237, which is the final payment. Approximately \$195,000 is proposed to be transferred to the Housing Capital Outlay Fund for building improvements. The fund balance in this fund will remain between 30% to 35% of expenditures for unforeseen expenditures.

Departmental Goals & Objectives

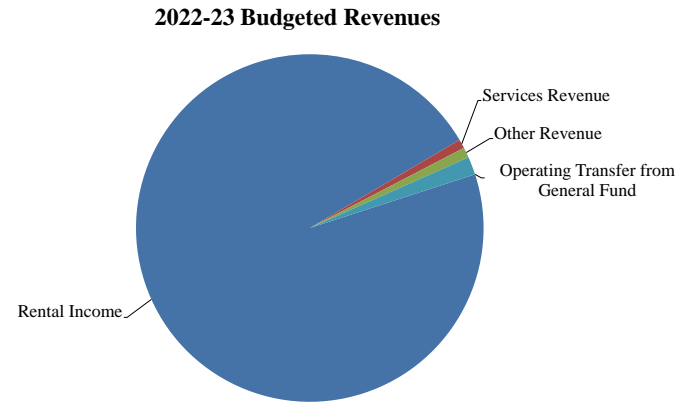
- Develop a capital needs assessment and plan, to include a 20-year funding schedule.
- Provide recycling opportunities to residents to encourage preservation of the environment.
- Replace trash collector with compactor and portable compaction containers to provide safe and sanitary disposal of trash.
- Improve building security by replacing entry doors, changing to an electronic fob access system, upgrading security cameras and replacing exterior lighting.
- Replace the two original boilers.

Performance Measures

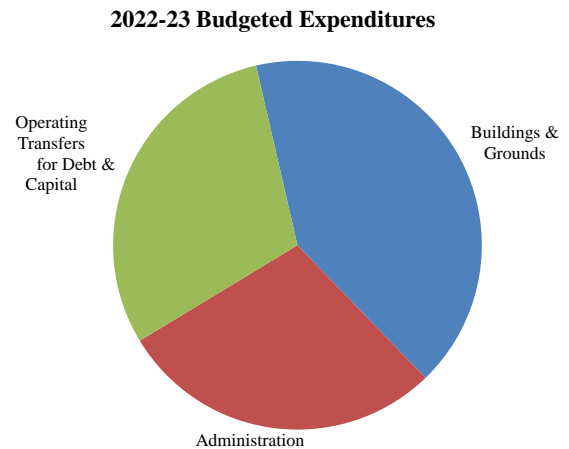
	FY2019 Actual	FY2020 Actual	FY2021 Actual	FY2022 Projected	FY2023 Estimated
Inputs & Outputs					
Move-Outs	16	7	20	19	19
Move-Ins	13	8	21	19	19
Maintenance Service Requests	616	558	452	495	500
Nutrition Program - On Site Meals	2,668	1,957	1,446	1,221	1,823
Nutrition Program - Home Delivered Meals	4,103	3,109	4,015	3,134	3,590
# of Residents Receiving Rent Subsidies	14	14	16	14	14
Efficiency & Effectiveness Measures					
% of Occupied Apartments	97%	99%	98%	97%	98%
Average Annual Cost of Utilities per Unit	\$1,356	\$1,258	\$1,289	\$1,414	\$1,484

City of Northville
Proposed 2022-23 Housing Commission Budget
(with historical comparative data)

Revenues	FY21	FY22	FY23	FY23
	Actual	Projected	Proposed	% Total
Rental Income	\$ 876,036	\$ 906,980	\$ 924,980	96.5%
Services Revenue	8,117	8,380	8,030	0.8%
Other Revenue	11,869	8,851	9,230	1.0%
Operating Transfers from General fund	16,390	15,620	15,990	1.7%
Appropriation of Prior Year Surplus	61,666	-	-	0.0%
Total Revenues	\$ 976,250	\$ 939,831	\$ 958,230	100.0%



Expenditures	FY21	FY22	FY23	FY23
	Actual	Projected	Proposed	% Total
Buildings & Grounds	\$ 312,080	\$ 381,153	\$ 396,655	41.4%
Administration	290,294	294,270	273,540	28.5%
Operating Transfers for Debt & Capital	373,876	264,408	288,035	30.1%
Total Expenditures	\$ 976,250	\$ 939,831	\$ 958,230	100.0%



City of Northville
Line Item Budget for the Year Ended June 30, 2023 and
Five Year Plan - 2022 through 2026

HOUSING COMMISSION

Account Number	Description	2019-20 Actual	2020-21 Actual	2021-22 Projected	2022-23 Proposed Budget	2023-24 Estimated Budget	2024-25 Estimated Budget	2025-26 Estimated Budget
REVENUES								
Rental Income								
535-000-667.500	Tenant Rents	836,584	843,945	852,259	871,123	888,043	904,963	921,883
535-000-667.510	Rent Subsidies	47,617	52,662	56,513	55,649	56,729	57,809	58,889
535-000-667.520	City Trust Fund Contributions	1,159	917	708	708	708	708	708
535-000-667.530	Vacancy Loss	(3,400)	(21,488)	(2,500)	(2,500)	(2,500)	(2,500)	(2,500)
		881,960	876,036	906,980	924,980	942,980	960,980	978,980
Services Revenue								
535-000-642.000	Charges for Service & Sales	1,812	1,226	1,300	750	750	750	750
535-000-642.080	Laundromat Sales	6,337	6,411	6,600	6,800	6,900	6,900	6,900
535-000-651.410	Beauty Shop Revenue	480	480	480	480	480	480	480
		8,629	8,117	8,380	8,030	8,130	8,130	8,130
Grant Revenue								
535-000-528.000	Other Federal Grants	-	2,171	-	-	-	-	-
		-	2,171	-	-	-	-	-
Other Revenue								
535-000-590.000	Operating Transfer from General Fund	15,990	16,390	16,620	16,950	17,290	17,640	17,990
535-000-635.000	Entry Fees	3,920	10,000	7,500	5,000	5,000	5,000	5,000
535-000-635.010	Transfer Fees	-	-	400	400	400	400	400
535-000-635.020	Late Fees	-	-	500	300	300	300	300
535-000-665.xxx	Net Investment Income	8,440	1,869	(1,130)	2,570	2,570	2,570	2,570
535-000-673.000	Sale of Miscellaneous Materials	-	-	581	-	-	-	-
		28,350	28,259	24,471	25,220	25,560	25,910	26,260
	Total Revenue	918,939	914,584	939,831	958,230	976,670	995,020	1,013,370
Fund Balance Reserve								
535-000-699.000	Use of Fund Balance	-	61,666	-	-	-	-	-
	Total Budget	918,939	976,250	939,831	958,230	976,670	995,020	1,013,370

- continued -

City of Northville
Line Item Budget for the Year Ended June 30, 2023 and
Five Year Plan - 2022 through 2026

HOUSING COMMISSION (continued)

Account Number	Description	2019-20 Actual	2020-21 Actual	2021-22 Projected	2022-23 Proposed Budget	2023-24 Estimated Budget	2024-25 Estimated Budget	2025-26 Estimated Budget
EXPENDITURES								
Buildings & Grounds								
535-265-706.000	Wage/Salary - Perm FT ST	51,092	52,686	54,760	56,125	57,530	58,250	58,250
535-265-709.000	Wage/Salary - Part Time	17,751	18,307	31,850	32,645	33,460	33,880	33,880
535-265-725.000	Fringe Benefits	37,402	39,654	38,775	39,840	40,460	41,100	41,100
535-265-726.010	Supplies - Maintenance\Repair	15,307	14,892	18,830	23,860	24,400	25,630	26,920
535-265-801.000	Contractual Services	-	672	500	500	500	500	500
535-265-801.050	Painting & Decorating Supplies	3,363	10,348	9,500	10,300	10,820	11,360	11,930
535-265-801.480	Landscaping	5,320	6,898	11,750	12,340	12,940	13,590	14,290
535-265-804.010	Employee Physicals & Drug Testing	187	187	130	260	130	130	130
535-265-853.000	Telephone Allowance	330	360	360	360	360	360	360
535-265-920.010	Electric Power	71,999	73,757	80,000	84,000	88,200	92,610	97,240
535-265-920.020	Natural Gas	21,355	21,866	24,000	25,200	26,460	27,780	29,170
535-265-920.030	Water & Sewer Service	32,489	33,307	37,350	39,220	41,180	43,240	45,400
535-265-932.000	Services - Maintenance\Repair	23,627	20,492	38,073	40,405	42,360	44,455	46,755
535-265-938.070	Alarm System Maintenance	9,368	11,611	11,595	10,180	10,620	11,080	11,570
535-265-938.100	Elevator Maintenance Services	3,671	4,264	9,780	8,890	9,250	9,620	10,020
535-265-938.110	Heat and Air Conditioning	12,749	2,015	13,000	11,630	12,210	12,830	13,480
535-265-956.000	Contingencies	-	-	-	-	-	1,170	2,660
		306,009	311,317	380,253	395,755	410,880	427,585	443,655
Allen Terrace DPW Services								
535-573-706.000	Wages - DPW Regular	38	42	100	100	100	100	100
535-573-707.000	Wages - DPW OT	59	258	250	250	250	250	250
535-573-725.000	Fringe Benefits	98	256	350	350	350	350	350
535-573-943.000	Equipment Rental - City	99	207	200	200	200	200	200
		293	763	900	900	900	900	900

- continued -

City of Northville
Line Item Budget for the Year Ended June 30, 2023 and
Five Year Plan - 2022 through 2026

HOUSING COMMISSION (continued)

Account Number	Description	2019-20 Actual	2020-21 Actual	2021-22 Projected	2022-23 Proposed Budget	2023-24 Estimated Budget	2024-25 Estimated Budget	2025-26 Estimated Budget
EXPENDITURES (continued)								
Housing Administration								
535-261-706.000	Wage/Salary-Perm FT ST	62,748	64,146	65,750	67,395	69,080	69,945	69,945
535-261-706.600	Unemployment Compensation	-	-	1,180	-	-	-	-
535-261-709.000	Wage/Salary-Part Time	18,967	17,395	28,275	28,985	29,710	30,080	30,080
535-261-725.000	Fringe Benefits	40,803	41,622	41,685	41,750	42,400	43,065	43,065
535-261-726.000	Office Supplies	1,017	1,007	1,355	1,420	1,490	1,560	1,640
535-261-726.020	Supplies - Resident Services	2,674	1,455	3,705	4,035	4,225	4,425	4,625
535-261-730.000	Postage	151	55	75	75	75	75	75
535-261-732.000	Public Relations	742	1,507	505	-	-	-	-
535-261-801.190	Technology Support & Services	873	5,058	5,865	6,255	6,360	6,470	6,580
535-261-801.320	Payment In Lieu of Taxes	15,990	16,390	16,620	16,950	17,290	17,640	17,990
535-261-801.340	Web Site	420	420	460	480	500	520	520
535-261-802.010	Legal Services	9,161	2,398	7,500	7,000	7,210	7,430	7,650
535-261-804.010	New Hire Costs	-	-	150	-	-	-	-
535-261-805.000	Auditing Services	2,540	2,588	2,220	2,285	2,350	2,410	2,470
535-261-853.000	Telephone	9,521	9,778	9,780	6,900	7,080	7,270	7,460
535-261-874.000	Unfunded Pension Contributions	51,578	55,191	63,230	68,945	70,740	71,160	71,160
535-261-876.000	Retiree Healthcare Costs	55,750	52,278	25,225	-	-	-	-
535-261-955.090	Copiers - Maintenance & Usage	708	623	1,000	880	910	940	970
535-261-956.000	Contingencies	-	-	-	-	-	2,000	4,550
535-261-958.000	Membership & Dues	145	165	165	165	165	165	165
535-261-960.000	Education & Training	-	-	500	500	-	-	-
535-261-962.000	Liability & Property Insurance	11,052	10,460	11,105	11,440	11,780	12,130	12,490
535-261-965.000	Overhead-Admin. & Records	7,390	7,760	7,920	8,080	8,240	8,400	8,570
		292,232	290,294	294,270	273,540	279,605	285,685	290,005

- continued -

City of Northville
Line Item Budget for the Year Ended June 30, 2023 and
Five Year Plan - 2022 through 2026

HOUSING COMMISSION (continued)

Account Number	Description	2019-20 Budget	2020-21 Actual	2021-22 Projected	2022-23 Proposed Budget	2023-24 Estimated Budget	2024-25 Estimated Budget	2025-26 Estimated Budget
Operating Transfers								
535-965-995.404	Oper Tsfr to Capital Outlay Fund	175,495	278,954	171,412	194,798	285,285	280,850	278,810
535-965-995.304	Oper Tsfr to Debt Retirement Fund	96,848	94,922	92,996	93,237	-	-	-
		<u>272,343</u>	<u>373,876</u>	<u>264,408</u>	288,035	285,285	280,850	278,810
	Total Expenditures	870,877	976,250	939,831	958,230	976,670	995,020	1,013,370
Reserve Fund								
535-999-999.00	Unallocated Reserve	48,062	-	-	-	-	-	-
		<u>48,062</u>	-	-	-	-	-	-
	Total Budget	<u>918,939</u>	<u>976,250</u>	<u>939,831</u>	958,230	976,670	995,020	1,013,370
Analysis of Fund Balance								
	Beginning of Year			338,222	338,222	338,222	338,222	338,222
	Revenues			939,831	958,230	976,670	995,020	1,013,370
	Expenditures			(939,831)	(958,230)	(976,670)	(995,020)	(1,013,370)
	End of Year			<u>338,222</u>	338,222	<u>338,222</u>	<u>338,222</u>	<u>338,222</u>

SECTION IV

ENTERPRISE FUNDS

Enterprise Funds account for operations that are financed and operated in a manner similar to private business. The cost of providing these services to the public is financed primarily through user fees and charges.

The City of Northville has two enterprise funds: the Refuse and Recycling Fund and the Water and Sewer Fund. Each fund has an overview section, graphs demonstrating revenues and expenses, and a five-year line item budget. Additional analytical information on operating results and rate calculations is also provided.

City of Northville
Line Item Budget for the Year Ended June 30, 2023 and
Five Year Plan – 2022 through 2026

ACTIVITY: Refuse and Recycling Fund

FUND NUMBER: 596

SUPERVISOR: Director, Department of Public Works

General Description of Activity

The objective of the Refuse & Recycling program is to provide an economical, safe, quality solid waste collection program for the residents and business owners of the community. The Refuse and Recycling Fund is divided into two basic categories: Residential and Commercial. A five-year contract was awarded to GFL Environmental which will commence on June 1, 2022 for both the residential and commercial programs.

Proposed Fiscal Year Overview

Commercial Refuse Program

The commercial program is a six day per week service funded by a bi-monthly charge to downtown residential and commercial business entities. Approximately 20 businesses opt out of the program. However, that does not affect the contractor costs. The costs are just allocated to those who do participate. Although the contractor rates have increased, an audit by City staff of the businesses using the system added businesses previously unbilled. The following bi-monthly rates approved last year are proposed to remain unchanged for FY2023.

<u>Business Classification</u>	<u>Bi-Monthly Rate</u>	<u>Business Classification</u>	<u>Bi-Monthly Rate</u>
Restaurants	\$430	Retail Sales	\$140
Retail Food	\$185	Professional Services – Large Office	\$111
Churches & Halls	\$185	Professional Services – Small Office	\$51
		Downtown Residential	\$46

City of Northville
Line Item Budget for the Year Ended June 30, 2023 and
Five Year Plan – 2022 through 2026

Refuse & Recycling Fund - continued

Residential Program

The residential program is a weekly service funded by a bi-monthly charge billed to each participating household. The program includes household trash, recycling, composting, fall leaf pickup, household hazardous waste disposal, and brush chipping. The brush chipping program provides weekly chipping of branches and tree limbs left by residents at the curb for removal. The purpose of this program is to allow residents to clean up and clear out their backyards by offering an environmentally friendly way to dispose of branches and tree limbs up to a size of 6” in diameter and 6 feet in length. All residential units will be provided with two carts, one for trash and one for recycling.

Each fall the City of Northville collects leaves which residents have raked into the street gutter. This is the only time during the year that residents are allowed to deposit material into the street. This popular program begins in late October and is completed in mid-December. The City will be discontinuing the Household Hazardous Waste Day event hosted in the Fall due to low participation. However, City residents may drop off at the City of Livonia any time of year.

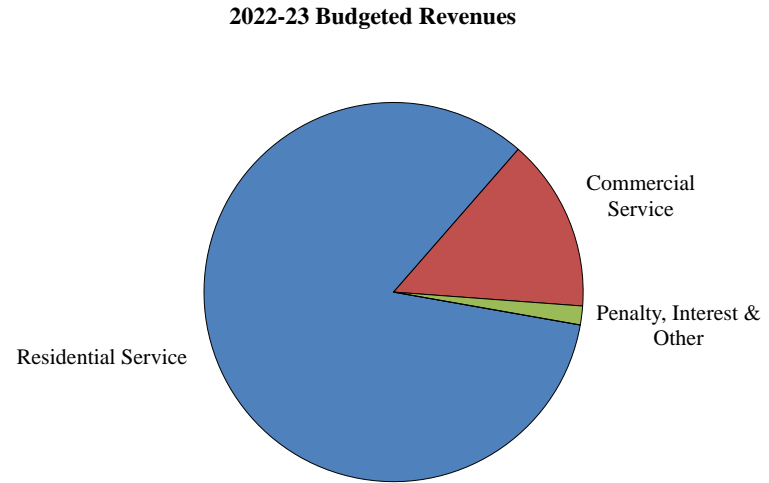
The rate to the users of the system is proposed to increase from \$41.06 to \$42.00 bi-monthly, an increase of 2.29%.

Performance Measures

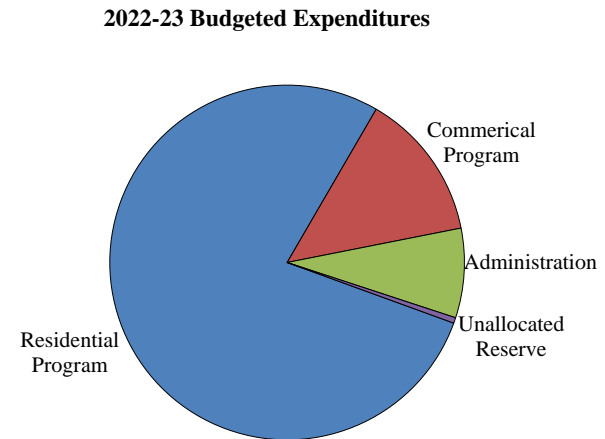
Measure	FY2019 Actual	FY2020 Actual	FY2021 Actual	FY2022 Projected	FY2023 Estimated
Inputs & Outputs					
# of vehicles participating in the Fall Household Hazardous Waste Day					
- City of Northville	189	152	159	97	Event
- City of Livonia	505	0	0	0	Canceled
# of City of Northville vehicles participating in the Spring Household Hazardous Waste Day in Livonia	72	44	0	0	0
Drop off at ERG Environmental Services	n/a	n/a	207	205	210

City of Northville
Proposed 2022-23 Refuse & Recycling Fund Budget
(with historical comparative data)

Revenues	FY21	FY22	FY23	FY23
	Actual	Projected	Proposed	% Total
Residential Service	\$ 537,379	\$ 552,427	\$ 565,005	83.7%
Commercial Service	\$ 83,623	\$ 93,825	\$ 99,625	14.7%
Penalty, Interest & Other	13,060	8,795	10,835	1.6%
Use of Fund Balance	-	157,185	-	0.0%
Total Revenues	\$ 634,063	\$ 812,232	\$ 675,465	100.0%



Expenditures	FY21	FY22	FY23	FY23
	Actual	Projected	Proposed	% Total
Residential Program	479,157	670,940	525,697	77.8%
Commerical Program	68,512	77,402	91,238	13.5%
Administration	36,524	63,890	55,095	8.2%
Unallocated Reserve	49,869	-	3,435	0.5%
Total Expenditures	\$ 634,063	\$ 812,232	\$ 675,465	100.0%



City of Northville
Line Item Budget for the Year Ended June 30, 2023 and
Five Year Plan - 2022 through 2026

REFUSE AND RECYCLING FUND

	2019-20	2020-21	2021-22	2022-23	2023-24	2024-25	2025-26
	Actual	Actual	Projected	Proposed Budget	Estimated Budget	Estimated Budget	Estimated Budget
REVENUES							
596-000-626.040 DPW/Bldg Service Reimb.	-	1,098	-	-	-	-	-
596-000-626.000 Recycling Bin & Lid Sales	276	388	55	-	-	-	-
596-000-626.120 Residential Service	529,782	536,380	551,847	564,480	579,801	595,929	611,520
596-000-626.130 Individual Dumpster Service	4,258	4,274	4,293	6,093	6,278	6,467	6,660
596-000-626.140 Residential Other	371	612	525	525	525	525	525
596-000-626.160 Commercial Service	71,958	79,349	89,532	93,532	93,532	93,532	93,532
596-000-626.810 Penalty	10,316	10,100	10,000	10,000	10,000	10,000	10,000
596-000-665.xxx Net Investment Income	2,553	1,862	(1,205)	835	835	835	835
596-000-673.000 Misc Revenue	393	-	-	-	-	-	-
Total Revenues	619,907	634,063	655,047	675,465	690,971	707,288	723,072
Fund Balance Reserve							
596-000-699.000 Approp of Prior Year Surplus	-	-	157,185	-	-	-	-
Total Budget	619,907	634,063	812,232	675,465	690,971	707,288	723,072
EXPENDITURES							
Administration							
596-261-706.000 Wages/Salaries	2,418	2,441	2,490	2,555	2,615	2,650	2,650
596-261-725.000 Fringe Benefits	1,697	1,644	1,655	1,635	1,660	1,680	1,680
596-261-730.000 Postage	115	169	120	120	120	120	120
596-261-801.000 Contractual Services	4,140	4,759	9,230	5,100	5,200	5,300	5,410
596-261-801.190 Computer Program Services	588	598	610	625	635	645	655
596-261-805.000 Auditing Services	2,540	2,588	2,665	2,730	2,815	2,890	2,960
596-261-874.000 Unfunded Pension Contribution	6,933	9,046	11,460	12,200	12,620	13,120	13,640
596-261-875.000 OBEB Liability - CY Expense	(15,200)	(19,183)	-	-	-	-	-
596-261-876.000 Retiree Healthcare Premiums	10,637	9,574	6,145	-	-	-	-
596-261-879.000 Pension Expense	(8,186)	(3,950)	-	-	-	-	-
596-261-956.000 Contingencies	-	-	-	-	-	200	400
596-261-962.000 Insurance	2,015	1,960	2,095	2,160	2,220	2,290	2,360
596-261-965.000 Overhead	26,350	26,880	27,420	27,970	28,530	29,100	29,680
	34,047	36,524	63,890	55,095	56,415	57,995	59,555

- continued -

City of Northville
Line Item Budget for the Year Ended June 30, 2023 and
Five Year Plan - 2022 through 2026

REFUSE AND RECYCLING FUND (continued)

	2019-20	2020-21	2021-22	2022-23	2023-24	2024-25	2025-26
EXPENDITURES (continued)	Actual	Actual	Projected	Proposed Budget	Estimated Budget	Estimated Budget	Estimated Budget
Residential Program							
596-528-706.000 Wages/Salaries	13,676	13,242	13,680	14,025	14,375	14,555	14,555
596-528-707.000 Wages/Salaries - Overtime	1,955	2,410	2,540	2,605	2,675	2,705	2,705
596-528-725.000 Fringe Benefits	15,612	13,471	14,675	15,575	15,885	16,050	16,055
596-528-775.000 Materials	-	220	340	300	300	300	300
596-528-801.000 Contractual Services	404,583	397,482	591,870	457,562	471,190	485,292	499,462
596-528-810.000 Household Hazardous Waste	7,648	22,079	22,460	10,000	10,000	10,000	10,000
596-528-943.000 Equipment Rental	29,362	30,253	25,375	25,630	25,890	26,150	26,410
	472,836	479,157	670,940	525,697	540,315	555,052	569,487
Commercial Program							
596-534-706.000 Wages/Salaries	9,053	8,738	9,125	9,355	9,590	9,710	9,710
596-534-707.000 Wages/Salaries - Overtime	1,008	175	1,025	1,055	1,080	1,090	1,090
596-534-725.000 Fringe Benefits	7,988	4,794	9,180	9,750	9,940	10,045	10,045
596-534-775.000 Materials	-	1,413	1,900	500	500	500	500
596-534-801.000 Contractual Services	865	40	300	-	-	-	-
596-534-801.370 Downtown Solid Waste Program	38,001	41,794	43,891	56,258	57,944	59,683	61,473
596-534-801.380 Individual Dumpster Service	3,547	3,547	3,794	6,093	6,278	6,467	6,660
596-534-943.000 Equipment Rental	3,877	4,025	4,200	4,240	4,280	4,320	4,360
596-534-968.000 Depreciation Expense	3,987	3,987	3,987	3,987	3,987	-	-
	68,324	68,512	77,402	91,238	93,599	91,815	93,838
Operating Transfers							
596-965-995.661 O/T to Equipment Fund	16,958	-	-	-	-	-	-
	16,958	-	-	-	-	-	-

- continued -

City of Northville
Line Item Budget for the Year Ended June 30, 2023 and
Five Year Plan - 2022 through 2026

REFUSE AND RECYCLING FUND (continued)

	2019-20 Actual	2020-21 Actual	2021-22 Projected	2022-23 Proposed Budget	2023-24 Estimated Budget	2024-25 Estimated Budget	2025-26 Estimated Budget
Total Expenditures	592,166	584,194	812,232	672,030	690,329	704,862	722,880
Retained Earnings							
596-999-999.00 Unallocated Reserve	27,742	49,869	-	3,435	642	2,426	192
Total Budget	619,907	634,063	812,232	675,465	690,971	707,288	723,072
Analysis of Net Position							
Beginning of Year			237,659	80,474	83,909	84,551	86,977
Revenues			655,047	675,465	690,971	707,288	723,072
Expenses			(812,232)	(672,030)	(690,329)	(704,862)	(722,880)
End of Year			80,474	83,909	84,551	86,977	87,169

City of Northville
Line Item Budget for the Year Ended June 30, 2023 and
Five Year Plan - 2022 through 2026
Profit (Loss) by Program - Residential and Commercial

Refuse & Recycling Fund

Program

Collection Contract in Effect?

REVENUES

Residential Service

Commercial Service

Penalty, Interest, & Other

Total Revenues

% Increase (Decrease)

EXPENDITURES

Residential Program

Commercial Program

Operating Transfer Out

Administration & Records

Total Expenditures

% Increase (Decrease)

Profit (Loss) by program

Profit (Loss) in total

Combined Revenues

Combined Expenditures

Net Profit/(Loss)

Net Position, Beginning of Year

Revenues

Expenditures

Net Position, End of Year

Net Position, combined

	2020-21 Actual		2021-22 Projected		2022-23 Proposed		2023-24 Estimated		2024-25 Estimated		2025-26 Estimated	
	Residential	Commercial	Residential	Commercial	Residential	Commercial	Residential	Commercial	Residential	Commercial	Residential	Commercial
Collection Contract in Effect?	Yes	Yes	Yes	Yes	Yes	Yes	Yes	Yes	Yes	Yes	Yes	Yes
REVENUES												
Residential Service	537,379		552,427		565,005	-	580,326	-	596,454	-	612,045	-
Commercial Service		83,623		93,825		99,625		99,810		99,999		100,192
Penalty, Interest, & Other	9,795	3,265	6,596	2,199	8,126	2,709	8,126	2,709	8,126	2,709	8,126	2,709
Total Revenues	547,175	86,888	559,023	96,024	573,131	102,334	588,452	102,519	604,580	102,708	620,171	102,901
% Increase (Decrease)			2%	11%	3%	7%	3%	0%	3%	0%	3%	0%
EXPENDITURES												
Residential Program	479,157	-	670,940	-	525,697	-	540,315	-	555,052	-	569,487	-
Commercial Program		68,512		77,402		91,238		93,599		91,815		93,838
Operating Transfer Out												
Administration & Records	27,393	9,131	54,307	9,584	46,831	8,264	47,953	8,462	49,296	8,699	50,622	8,933
Total Expenditures	506,550	77,643	725,247	86,986	572,528	99,502	588,268	102,061	604,348	100,514	620,109	102,771
% Increase (Decrease)			43%	12%	-21%	14%	3%	3%	3%	-2%	3%	2%
Profit (Loss) by program	40,624	9,245	(166,223)	9,038	604	2,832	185	458	233	2,194	63	130
Profit (Loss) in total	<u>49,869</u>		<u>(157,185)</u>		<u>3,435</u>		<u>642</u>		<u>2,426</u>		<u>192</u>	
Combined Revenues		634,063		655,047		675,465		690,971		707,288		723,072
Combined Expenditures		(584,194)		(812,232)		(672,030)		(690,329)		(704,862)		(722,880)
Net Profit/(Loss)		<u>49,869</u>		<u>(157,185)</u>		<u>3,435</u>		<u>642</u>		<u>2,426</u>		<u>192</u>
Net Position, Beginning of Year			194,463	43,196	28,240	52,234	28,843	55,066	29,028	55,523	29,260	57,717
Revenues			559,023	96,024	573,131	102,334	588,452	102,519	604,580	102,708	620,171	102,901
Expenditures			(725,247)	(86,986)	(572,528)	(99,502)	(588,268)	(102,061)	(604,348)	(100,514)	(620,109)	(102,771)
Net Position, End of Year			28,240	52,234	28,843	55,066	29,028	55,523	29,260	57,717	29,323	57,846
Net Position, combined			<u>80,474</u>		<u>83,909</u>		<u>84,551</u>		<u>86,977</u>		<u>87,169</u>	

City of Northville
Line Item Budget for the Year Ended June 30, 2023 and
Five Year Plan – 2022 through 2026

ACTIVITY: Water and Sewer Fund

FUND NUMBER: 592

SUPERVISOR: Director, Department of Public Works

General Description of Activity

This fund accounts for the operations and maintenance of the City of Northville’s water and sewer system. The water and sewer fund is an enterprise fund. This means that the water and sewer fund activities are supported by user fees. On an annual basis, the rates are reviewed and established by City Council.

Proposed Fiscal Year Overview

Planned for FY23 is the addition of software to enable users to view their water usage activity online. Staff plans to contract with a third-party to perform a formal rate study for this fund, to include changing some of the consumption-based rates into fixed rates.

The Coronavirus State and Local Fiscal Recovery Funds, a part of the American Rescue Plan, delivers \$350 billion to state, local, and Tribal governments across the country to support their response to and recovery from the COVID-19 public health emergency. This funding is more commonly referred to as ARPA funds. The final rule allows spending of the funds in the following categories:

- Replacing Lost Public Sector Revenue
- Public Health and Economic Impacts
- Premium Pay
- Water, Sewer & Broadband Infrastructure

While recipients have considerable flexibility to use these funds to address the diverse needs of their communities, some restrictions on use of funds do apply. Communities may not offset a reduction in net tax revenue, deposit moneys into pension funds, make debt service payment, replenish reserves, or satisfy settlements or judgments.

City of Northville
Line Item Budget for the Year Ended June 30, 2019 and
Five Year Plan – 2018 through 2022

Water and Sewer Fund - continued

The final rule offers a standard allowance for revenue loss of up to \$10 million, allowing recipients to select between a standard amount of revenue loss or complete a full revenue loss calculation. Recipients that select the standard allowance may use that amount – in many cases their full award – for government services, with streamlined reporting requirements. The City’s allocation is \$624,870.

Staff is recommending using the funds in the first category, replacing lost public sector revenue, since it is the broadest and most flexible. This allows the City to use the funds for government services, unless explicitly prohibited. Government services generally include any service traditionally provided by a government, including construction of roads and other infrastructure, provision of public safety and other services, and health and educational services.

The most recent water reliability study estimates needed capital improvements to the system in the amount of \$4.36 million over the next five years. Those costs do not include design, engineering, or any contingency. City Staff is proposing to use the full allocation of ARPA funds to help pay for the 2022 construction year projects. If the City does not use the ARPA funds for the 2022 projects, the water rate will be at \$14.28 per unit instead of the proposed \$11.03 per unit. This includes:

- Lake Street will replace 4” and 6” mains with a 12” main
- Water tower painting
- Lead service line replacements as required on Lake Street

Water System Operations

The City of Northville’s water supplier is the Great Lakes Water Authority (GLWA). For FY23 the charge for water from the GLWA is proposed to increase 3.4%. Sixty percent of the water cost is fixed, which means the City is required to pay that portion and it is not dependent on consumption.

It is proposed that the City increase the water rate from \$10.35 to \$11.03 per unit, effective July 1, 2022. This rate structure is set up to cover the GLWA water cost increases, capital improvements, and operational and maintenance costs.

City of Northville
Line Item Budget for the Year Ended June 30, 2019 and
Five Year Plan – 2018 through 2022

Water and Sewer Fund - continued

The fixed service charge is proposed to remain unchanged from the prior year at \$4.84 bi-monthly. This revenue is generated to offset the cost of reading the meters and the billing process. The meter replacement charge will remain unchanged at \$6.67 bi-monthly. This charge will cover the cost of the debt service requirement for the current year to pay back a loan that was obtained from the General Fund to finance a City-wide meter replacement program in FY2020.

Planned for FY23 is the addition of software to enable users to view their usage activity online. Staff plans to contract with a third-party to perform a formal rate study for this fund, to include changing some of the consumption-based rates into fixed rates.

Sewer System Operations

Wayne County is the provider of sanitary sewer service for the City of Northville. The City of Northville, along with 14 other jurisdictions, is included in what is known as the “Rouge Valley Sewage Disposal System”. The cost is 100% fixed. Wayne County has not provided any estimates for the cost of future sewage disposal. The City is estimating a 5% cost increase by Wayne County.

The rate structure is reviewed annually to cover the Wayne County sewage disposal costs, capital improvements, increased operational costs, and to increase the reserves. The City is proposing a rate increase to the users of the system for FY2023 from \$7.88 to \$8.35 per unit.

Customer charges for the dual sewer rate per unit will increase from \$4.57 to \$4.84 per unit. This represents an overall reduced sewer rate for water users, which would otherwise be charged the proposed rate of \$8.35 per unit.

Overall, the average household using ten units of water bi-monthly will see an increase of approximately \$12.44 bi-monthly, with the combined water, sewer, and solid waste rate adjustments. This equates to an overall increase of 5.3%. If ARPA funds are not used in the Water & Sewer Fund, the overall rate increase would be 19%, or \$44.94 bi-monthly.

City of Northville
Line Item Budget for the Year Ended June 30, 2019 and
Five Year Plan – 2018 through 2022

Water and Sewer Fund - continued

Departmental Goals & Objectives

- Conduct a formal water and sewer rate study and evaluate switching to a partially fixed rate model.
- Continue efforts to detect water loss to achieve a goal of 15% or less.
- Control peak hour demand for water as negotiated with Great Lakes Water Authority.
- Completion of water meter replacement program.
- Comply with new lead service line regulations

Long Term Plan

The long-term plan is to continue to implement the projects identified in the water reliability study. Future watermain replacement projects will be planned in coordination with street improvements. Costs for the 2022 construction year came in significantly higher than the engineer's estimates. Improvements to Yerkes Road have to be deferred. In the past, the City has included \$450,000 worth of water capital improvements in the budget. The five-year plan increases that annual amount to \$650,000 annually. Staff will be researching to see if any funds are available for water infrastructure from the \$4.7 billion supplemental budget just passed by the legislature and expected to be signed by the Governor.

A recent inspection of the water reservoir identified the need to replace the current underground structure with an above-ground structure that will cost approximately \$3 to \$4 million. That project will need a funding source.

City of Northville
Line Item Budget for the Year Ended June 30, 2019 and
Five Year Plan – 2018 through 2022

Water and Sewer Fund – continued

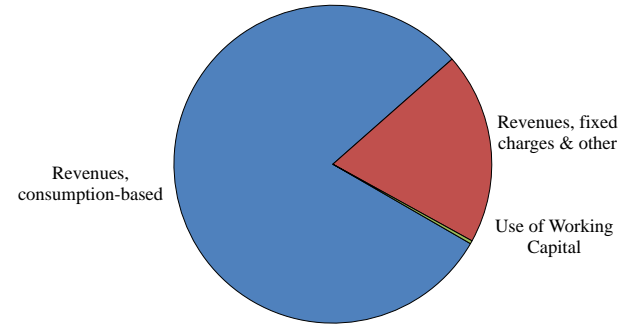
Performance Measures

Measure	FY2019 Actual	FY2020 Actual	FY2021 Actual	FY2022 Projected	FY2023 Estimated
Inputs & Outputs					
Number of Water Main Breaks	17	14	21	15	15
Water Units Purchased from GLWA	237,157	240,663	229,007	227,000	227,000
Water Units Sold to Residents	178,779	183,134	186,850	193,000	192,000
Rates					
Water Rate per unit (1,000 gallons)	\$9.27	\$10.05	\$10.35	\$10.35	\$11.03
Sewer Rate per unit (1,000 gallons)	\$6.25	\$7.15	\$7.51	\$7.88	\$8.35
Service Charge, bi-monthly fixed	\$3.37	\$3.67	\$3.67	\$4.84	\$4.84
Meter Replacement Fee, bi-monthly fixed	\$5.57	\$6.67	\$6.67	\$6.67	\$6.67
Efficiency & Effectiveness Measures					
Water Loss %	24.62%	23.90%	18.41%	< 15%	< 15%

City of Northville
Proposed 2022-23 Water & Sewer Fund Budget (Accrual Basis)
(with historical comparative data)

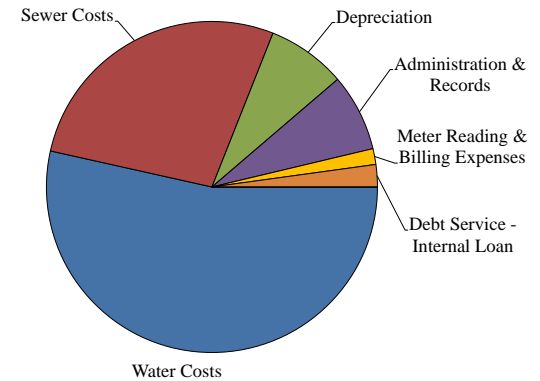
	FY21 Actual	FY22 Projected	FY23 Proposed	FY23 % Total
Revenues				
Revenues, consumption-based	\$ 3,217,475	\$ 3,446,336	\$ 3,605,724	80.2%
Revenues, fixed charges & other	282,854	249,363	877,540	19.5%
Use of Working Capital	-	-	14,179	0.3%
Total Revenues	\$ 3,500,329	\$ 3,695,699	\$ 4,497,443	100.0%

2022-23 Budgeted Revenues



	FY21 Actual	FY22 Projected	FY23 Proposed	FY23 % Total
Expenses				
Water Costs	\$ 1,496,813	\$ 1,618,332	\$ 2,406,013	53.6%
Sewer Costs	1,170,603	1,175,098	1,237,610	27.5%
Depreciation	307,161	338,000	347,000	7.7%
Administration & Records	99,023	327,164	339,485	7.5%
Meter Reading & Billing Expenses	82,917	68,355	69,460	1.5%
Debt Service - Internal Loan	10,460	97,988	97,875	2.2%
Reserve for Working Capital	333,352	70,762	-	0.0%
Total Expenses	\$ 3,500,329	\$ 3,695,699	\$ 4,497,443	100.0%

2022-23 Budgeted Expenditures



City of Northville
Line Item Budget for the Year Ended June 30, 2023 and
Five Year Plan - 2022 through 2026

WATER AND SEWER FUND

	2019-20	2020-21	2021-22	2022-23	2023-24	2024-25	2025-26
	Actual	Actual	Projected	Proposed Budget	Estimated Budget	Estimated Budget	Estimated Budget
Revenues							
592-000-626.500 Water Sales	1,836,856	1,929,442	1,997,951	2,117,556	2,257,568	2,392,075	2,536,018
592-000-626.700 Sewer Sales	1,137,458	1,204,364	1,363,075	1,394,308	1,478,073	1,566,065	1,660,648
592-000-626.710 Sewer Sales - Dual Meters	66,799	83,669	85,310	93,860	98,990	104,310	111,910
Subtotal - revenue based on per unit charges	3,041,113	3,217,475	3,446,336	3,605,724	3,834,631	4,062,450	4,308,576
592-000-528.000 Other Grants - ARPA	-	-	-	624,870	-	-	-
592-000-626.000 Miscellaneous Revenue	-	10,944	-	-	-	-	-
592-000-626.040 Service Reimbursement	853	-	-	-	-	-	-
592-000-626.520 Other Water Sales	7,745	6,960	2,100	2,100	2,100	2,100	2,100
592-000-626.530 Hydrant Rental	12,628	12,173	12,095	12,095	12,095	12,095	12,095
592-000-626.540 Service Charge	54,757	55,701	73,180	73,180	73,180	73,180	73,786
592-000-626.720 Sewer - Township	20,870	21,124	21,000	22,050	23,155	24,315	25,535
592-000-626.810 Penalty	41,075	43,274	40,000	40,000	40,000	40,000	40,000
592-000-628.000 Wastewater Surcharge (IWC)	518	-	-	-	-	-	-
592-000-628.800 Meter Replacement Charge	108,822	109,332	97,988	97,975	98,213	97,988	97,713
592-000-629.000 Sewer Tap Fee	12,588	-	-	-	-	-	-
592-000-630.000 Water Tap Fee	21,538	8,717	-	-	-	-	-
592-000-631.000 Water Meter Sales	5,420	9,944	3,000	3,000	3,000	3,000	3,000
592-000-665.xxx Investment Income, Net of fees	46,367	4,685	-	2,270	2,270	2,270	2,270
Subtotal - revenue from other sources	333,181	282,854	249,363	877,540	254,013	254,948	256,499
Total Revenues	3,374,294	3,500,329	3,695,699	4,483,264	4,088,644	4,317,398	4,565,075
592-000-699.000 Appropriation/(Use) of Prior Year Retained Earnings & Working Capital	315,463	-	-	14,179	175,784	-	-
Total Budget	3,689,757	3,500,329	3,695,699	4,497,443	4,264,428	4,317,398	4,565,075

- continued -

City of Northville
Line Item Budget for the Year Ended June 30, 2023 and
Five Year Plan - 2022 through 2026

WATER AND SEWER FUND (continued)

Expenditures	2019-20	2020-21	2017-18	2022-23	2023-24	2024-25	2025-26
	Actual	Actual	Projected	Proposed	Estimated	Estimated	Estimated
				Budget	Budget	Budget	Budget
Water Operations							
592-556-706.000 Wages/Salaries	109,776	115,205	98,610	124,600	127,710	129,305	129,305
592-556-706.010 Standby Pay	3,093	3,403	3,425	3,510	3,595	3,640	3,640
592-556-707.000 Wages/Salaries - Overtime	12,961	25,996	24,145	24,750	25,370	25,685	25,685
592-556-725.000 Fringe Benefits	114,804	126,170	115,520	129,330	132,020	133,420	133,465
592-556-775.000 Materials	25,682	40,805	27,900	28,310	28,730	29,150	29,580
592-556-801.000 Contractual Services	37,735	115,179	129,540	107,540	92,570	97,600	135,730
592-556-801.680 Permanent Utility Cut Repair	7,900	20,453	44,370	15,000	15,000	15,000	15,000
592-556-802.010 Legal Services	1,628	2,048	500	500	500	500	500
592-556-802.500 Water Taps - New Construction	14,138	6,317	-	-	-	-	-
592-556-803.000 Engineering Service	(32,200)	11,870	1,500	14,500	1,500	1,500	1,500
592-556-920.000 Utilities - Phone & Internet	678	1,045	1,105	1,105	1,105	1,105	1,105
592-556-920.010 Electric Power	31,539	34,846	36,280	37,000	37,740	38,490	39,260
592-556-920.050 ERC LED Payback	-	8	30	30	30	30	30
592-556-920.060 Elec Savings Tsfr'd to Sustainability	-	2	5	5	5	5	5
592-556-938.000 Laundry & Cleaning	3,142	3,105	3,300	3,300	3,300	3,300	3,300
592-556-943.000 Equipment Rental	56,501	83,228	60,000	60,600	61,210	61,820	62,440
592-556-956.000 Contingencies	-	-	-	-	-	590	1,190
592-556-962.000 Liability & Property Insurance Pool	5,144	5,177	5,350	5,510	5,680	5,850	6,030
	392,521	594,857	551,580	555,590	536,065	546,990	587,765

- continued -

City of Northville
Line Item Budget for the Year Ended June 30, 2023 and
Five Year Plan - 2022 through 2026

WATER AND SEWER FUND (continued)

	2019-20 Actual	2020-21 Actual	2021-22 Projected	2022-23 Proposed Budget	2023-24 Estimated Budget	2024-25 Estimated Budget	2025-26 Estimated Budget
Water Cost							
592-553-801.200 Cross Connection Control	4,431	3,798	30,175	30,175	30,175	31,140	31,140
592-553-801.210 Water Supply - GLWA	902,986	898,158	826,032	849,111	883,080	918,410	955,150
	907,417	901,956	856,207	879,286	913,255	949,550	986,290
Water - Capital Improvements							
592-903-801.990 Water Tower Improvements	-	-	-	321,400	-	-	-
592-903-938.150 Water Main Repairs - Hillside	81,062	-	-	-	-	-	-
592-903-971.480 Valve Replacements	-	-	40,000	40,000	40,000	-	-
592-903-989.080 Griswold Watermain Replacement	-	-	29,370	-	-	-	-
592-903-989.100 2022 Watermain Projects	-	-	141,175	459,737	-	-	-
592-903-989.110 2023 Watermain Projects	-	-	-	150,000	500,000	-	-
592-903-989.120 2024 Watermain Projects	-	-	-	-	150,000	500,000	-
592-903-989.130 2025 Watermain Projects	-	-	-	-	-	150,000	500,000
592-903-989.TBD 2026 Watermain Projects	-	-	-	-	-	-	150,000
	81,062	-	210,545	971,137	690,000	650,000	650,000
Water - Depreciation							
592-558-968.000 Depreciation Expense	66,032	87,767	111,000	120,000	129,000	134,000	139,000
Total Water	1,447,032	1,584,580	1,729,332	2,526,013	2,268,320	2,280,540	2,363,055

- continued -

City of Northville
Line Item Budget for the Year Ended June 30, 2023 and
Five Year Plan - 2022 through 2026

WATER AND SEWER FUND (continued)

	2019-20	2020-21	2021-22	2022-23	2023-24	2024-25	2025-26
	Actual	Actual	Projected	Proposed Budget	Estimated Budget	Estimated Budget	Estimated Budget
Sewer Operations							
592-548-706.000 Wages/Salaries	25,058	35,042	27,020	33,725	34,575	35,005	35,005
592-548-706.010 Standby Pay	3,095	3,405	3,425	3,510	3,595	3,640	3,640
592-548-707.000 Wages/Salaries - Overtime	1,097	1,977	3,000	3,075	3,155	3,195	3,195
592-548-725.000 Fringe Benefits	29,294	35,858	31,375	34,990	35,710	36,085	36,100
592-548-775.000 Materials	1,905	3,191	1,500	5,000	1,500	1,500	1,500
592-548-801.000 Contractual Services	8,806	71,263	15,000	15,000	15,000	15,000	15,000
592-548-802.010 Legal Services	2,555	140	2,000	2,000	2,000	2,000	2,000
592-548-802.500 Sewer Taps - New Construction	11,888	-	12,000	12,000	12,000	12,000	12,000
592-548-802.510 Sewer Taps - Repairs	-	-	2,000	2,000	2,000	2,000	2,000
592-548-938.000 Laundry & Cleaning	3,263	3,096	3,500	3,500	3,500	3,500	3,500
592-548-943.000 Equipment Rental	37,954	69,930	35,700	36,060	36,420	36,780	37,150
592-548-955.250 Sewer Backup Reimbursement	-	-	10,000	10,000	10,000	10,000	10,000
592-548-956.000 Contingencies	-	-	-	-	-	840	1,690
592-548-962.000 Liability & Property Insurance	9,923	9,906	10,480	10,790	11,110	11,440	11,780
	134,838	233,808	157,000	171,650	170,565	172,985	174,560

- continued -

City of Northville
Line Item Budget for the Year Ended June 30, 2023 and
Five Year Plan - 2022 through 2026

WATER AND SEWER FUND (continued)

	2019-20 Actual	2020-21 Actual	2021-22 Projected	2022-23 Proposed Budget	2023-24 Estimated Budget	2024-25 Estimated Budget	2025-26 Estimated Budget
Sewer Charges - Wayne County							
592-549-801.220 Sewage Disposal - Wayne County	929,345	916,912	947,198	993,760	1,042,650	1,093,980	1,147,880
592-549-804.020 Sewage Disposal - Oakland County	4,410	4,470	9,360	9,830	10,320	10,840	11,380
592-549-804.030 Sewage Disposal - Northville Township	15,392	15,413	16,540	17,370	18,240	19,155	20,115
	949,147	936,795	973,098	1,020,960	1,071,210	1,123,975	1,179,375
Sewer - Depreciation							
592-550-968.000 Depreciation Expense	210,429	219,394	227,000	227,000	227,000	227,000	227,000
Sewer - Capital Improvements							
592-902-938.140 Sanitary Sewer Repairs	-	-	45,000	45,000	45,000	-	-
592-902-971.450 Main/Novi Sanitary Sewer	(2,133)	-	-	-	-	-	-
	(2,133)	-	45,000	45,000	45,000	-	-
Total Sewer	1,292,281	1,389,997	1,402,098	1,464,610	1,513,775	1,523,960	1,580,935

- continued -

City of Northville
Line Item Budget for the Year Ended June 30, 2023 and
Five Year Plan - 2022 through 2026

WATER AND SEWER FUND (continued)

	2019-20	2020-21	2017-18	2022-23	2023-24	2024-25	2025-26
	Actual	Actual	Projected	Proposed Budget	Estimated Budget	Estimated Budget	Estimated Budget
Administration - Water & Sewer							
592-261-702.000 Auto Allowance	1,200	1,200	1,200	1,200	1,200	1,200	1,200
592-261-706.140 Wages/Salaries - Admin	40,769	43,875	46,050	47,300	48,430	49,090	49,090
592-261-707.140 Wages - Admin OT	6	671	-	-	-	-	-
592-261-725.000 Fringe Benefits	18,476	20,958	23,020	22,310	22,745	23,040	23,040
592-261-725.050 Fringe Benefits - OPEB			-	-	-	-	-
592-261-801.000 Contractual Service	139	-	150	20,150	150	150	150
592-261-801.190 Technology Support & Services	158	158	160	25,160	12,160	12,410	12,660
592-261-802.700 GIS Services	648	2,827	1,000	1,000	1,000	1,000	1,000
592-261-805.000 Auditing Service	9,736	9,921	10,210	10,500	10,785	11,050	11,330
592-261-874.000 Unfunded Pension Contribution	93,900	114,162	125,520	136,455	140,000	140,830	140,830
592-261-875.000 OPEB Liability - CY Expense	(130,542)	(170,584)	-	-	-	-	-
592-261-876.000 Retiree Healthcare Costs	96,589	91,548	45,741	-	-	-	-
592-261-879.000 Pension Revenue/Expense	(52,913)	(85,619)	-	-	-	-	-
592-261-901.000 Printing & Publishing	3,546	2,326	2,235	2,235	2,235	2,235	2,235
592-261-956.000 Contingencies	-	-	-	-	-	980	1,980
592-261-958.000 Memberships & Dues	4,278	1,896	5,578	5,745	5,870	5,995	6,120
592-261-960.000 Education & Training	1,560	2,990	2,500	2,500	2,500	2,500	2,500
592-261-965.000 Overhead	54,120	55,200	56,300	57,430	58,580	59,750	60,950
592-261-968.000 Depreciation Expene	3,747	7,494	7,500	7,500	7,500	7,500	7,500
Total Administration - Water & Sewer	145,417	99,023	327,164	339,485	313,155	317,730	320,585

- continued -

City of Northville
Line Item Budget for the Year Ended June 30, 2023 and
Five Year Plan - 2022 through 2026

WATER AND SEWER FUND (continued)

	2019-20	2020-21	2017-18	2022-23	2023-24	2024-25	2025-26
	Actual	Actual	Projected	Proposed Budget	Estimated Budget	Estimated Budget	Estimated Budget
Meter Reading & Billing Expenses - Service Charge							
592-559-706.000 Wages - Meter Readings	11,783	3,431	3,500	3,600	3,705	3,860	3,860
592-559-706.140 Wages - Billings & Maintenance	26,983	32,065	28,045	28,690	29,405	29,775	29,775
592-559-725.000 Fringe Benefits	29,668	25,276	20,755	20,805	21,180	21,445	21,445
592-559-726.000 Office Supplies	29	-	-	-	-	-	-
592-559-730.000 Postage	115	169	150	150	150	150	150
592-559-801.000 Contractual Services	4,140	4,759	5,000	5,250	5,500	5,750	6,000
592-559-801.190 Computer Program Services	536	9,845	9,905	9,965	10,025	10,085	10,135
592-559-967.350 Meter Replacement Program	715,851	6,075	-	-	-	-	-
592-559-943.000 Equipment Rental	2,964	1,297	1,000	1,000	1,000	1,000	1,000
592-559-956.000 Contingencies	-	-	-	-	-	670	1,360
	792,069	82,917	68,355	69,460	70,965	72,735	73,725
Water Meter Replacement - Debt Service							
592-908-991.000 Internal Loan - Principal	-	-	84,500	86,500	89,000	91,000	93,000
592-908-992.000 Internal Loan - Interest	-	15,550	13,488	11,375	9,213	6,988	4,713
592-908-993.50 Accrued Interest Expense	12,958	(5,090)	-	-	-	-	-
	12,958	10,460	97,988	97,875	98,213	97,988	97,713

- continued -

City of Northville
Line Item Budget for the Year Ended June 30, 2023 and
Five Year Plan - 2022 through 2026

WATER AND SEWER FUND (continued)

	2019-20 Actual	2020-21 Actual	2021-22 Projected	2022-23 Proposed Budget	2023-24 Estimated Budget	2024-25 Estimated Budget	2025-26 Estimated Budget
Total Expenses	3,689,757	3,166,977	3,624,937	4,497,443	4,264,428	4,292,953	4,436,013
Working Capital Reserve/Rate Stabilization							
592-999-999.000 Unallocated Reserve	-	333,352	70,762	-	-	24,445	129,062
	-	333,352	70,762	-	-	24,445	129,062
Total Budget	3,689,757	3,500,329	3,695,699	4,497,443	4,264,428	4,317,398	4,565,075
Analysis of Unrestricted Net Position*							
(*Assumes minimal changes in net current assets)							
Unrestricted Net Position, beginning of year			(41,579)	374,683	715,004	902,720	1,295,665
Revenues			3,695,699	4,483,264	4,088,644	4,317,398	4,565,075
Less: expenditures			(3,624,937)	(4,497,443)	(4,264,428)	(4,292,953)	(4,436,013)
plus: non-cash expenditure (depreciation)			345,500	354,500	363,500	368,500	373,500
Net Increase (Decrease)			416,262	340,321	187,716	392,945	502,562
Unrestricted Net Position, end of year			374,683	715,004	902,720	1,295,665	1,798,227

- continued -

City of Northville
Line Item Budget for the Year Ended June 30, 2023 and
Five Year Plan - 2022 through 2026

WATER AND SEWER FUND (continued)	Current	2021-22	2022-23	2023-24	2024-25	2025-26
Evaluation of Water Rate	Rate	Projected	Proposed	Estimated	Estimated	Estimated
			Budget	Budget	Budget	Budget
Water System Expenses		1,892,914	2,695,756	2,424,898	2,439,405	2,523,348
Source/(Use) Working Capital Reserve		253,000	205,000	-	125,000	190,000
Less: Depreciation (non-cash)		(111,000)	(120,000)	(129,000)	(134,000)	(139,000)
Less: Other Revenue		(37,195)	(663,200)	(38,330)	(38,330)	(38,330)
Net Revenue Required		1,997,719	2,117,556	2,257,568	2,392,075	2,536,018
Estimated Number of Billing Units		193,000	192,000	192,000	192,000	192,000
Rate Per Unit Required		10.35	11.03	11.76	12.46	13.21
Water Rate Per Unit Proposed	10.35		11.03	11.76	12.46	13.21
Increase/(Decrease) as a %			6.6%	6.6%	6.0%	6.0%
Evaluation of Sewer Rate						
Sewer System Expenses		1,565,680	1,634,353	1,670,353	1,682,825	1,741,228
Source/(Use) Working Capital Reserve		151,000	124,000	178,000	260,000	305,000
Less: Depreciation (non-cash)		(227,000)	(227,000)	(227,000)	(227,000)	(227,000)
Less: Other Revenue		(126,310)	(137,045)	(143,280)	(149,760)	(158,580)
Net Revenue Required		1,363,370	1,394,308	1,478,073	1,566,065	1,660,648
Estimated Number of Billing Units		173,000	167,000	167,000	167,000	167,000
Rate Per Unit Required		7.88	8.35	8.85	9.38	9.94
Sewer Rate Per Unit Proposed	7.88		8.35	8.85	9.38	9.94
Increase/(Decrease) as a %			6.0%	6.0%	6.0%	6.0%
Evaluation of Dual Meter Rate						
County Sewer Charges as a % of Total Sewer Charges		57%	58%	58%	58%	58%
Rate Calculated for Dual Meter Sewer Charges		4.49	4.84	5.13	5.44	5.77
Dual Meter Sewer Rate Per Unit Proposed	4.57		4.84	5.13	5.44	5.77
Increase/(Decrease) as a %			5.9%	6.0%	6.0%	6.1%

- continued -

City of Northville
Line Item Budget for the Year Ended June 30, 2023 and
Five Year Plan - 2022 through 2026

WATER AND SEWER FUND (continued)

	Current Rate	2021-22 Projected	2022-23 Proposed Budget	2023-24 Estimated Budget	2024-25 Estimated Budget	2025-26 Estimated Budget
Evaluation of Service Charge						
Expenses (from above)		68,355	69,460	70,965	72,735	73,725
Number of Customers		2,520	2,520	2,520	2,520	2,520
Number of Billings		6	6	6	6	6
= Service Charge		4.52	4.59	4.69	4.81	4.88
Bi-monthly Service Charge Rate	4.84		4.84	4.84	4.84	4.88
Increase/(Decrease) as a %			0.0%	0.0%	0.0%	0.8%
Evaluation of Meter Replacement Charge						
Expenses (from above)		97,988	97,875	98,213	97,988	97,713
Source/(Use) Working Capital Reserve		1,950	2,012	2,125	1,797	2,012
Number of Customers		2,520	2,520	2,520	2,520	2,520
Number of Billings		6	6	6	6	6
= Meter Replacement Charge		6.61	6.61	6.64	6.60	6.60
Bi-monthly Meter Replacement Rate	6.67		6.67	6.67	6.67	6.67
Increase/(Decrease) as a %			0.0%	0.0%	0.0%	0.0%

City of Northville Water & Sewer Fund
Five Year Plan - 2022 through 2026
FY 2023 Water & Sewer Rate Calculation (Cash Flow Basis)

Expense Category	Water Budget	Percent of Budget	Sewer Budget	Percent of Budget	Total Budget	Percent of Budget
Water Operations	\$ 555,590	20.6%			\$ 555,590	12.8%
Great Lakes Water Authority Water Cost	879,286	32.6%			\$879,286	20.3%
Sewer Operations			\$ 171,650	10.5%	\$171,650	4.0%
Wayne County Sewer Charges			1,020,960	62.4%	\$1,020,960	23.6%
Capital Improvements	971,137	36.0%	45,000	2.8%	\$1,016,137	23.5%
Administration	169,743	6.3%	169,743	10.4%	\$339,486	7.8%
Depreciation	120,000	4.5%	227,000	13.9%	\$347,000	8.0%
Total Proposed Expenses	\$ 2,695,756	100.0%	\$ 1,634,353	100.0%	\$ 4,330,109	100.0%
Adjustments						
Source/(Use) of Working Capital	\$ 205,000		\$ 124,000			
Less non-cash expense (depreciation)	(120,000)		(227,000)			
Less other revenue sources	(663,200)		(137,045)			
Total Revenue Required from User Fees	\$ 2,117,556		\$ 1,394,308			
Divided by # of Units Billed, Estimated	192,000		167,000			
Equals Rate Per Unit (per 1,000 gallons)	\$ 11.03		\$ 8.35			
Dual Meter Sewer Rate Per Unit (per 1,000 gallons)			\$ 4.84			
Bi-monthly Flat Service Charge	\$ 4.84					
Bi-monthly Flat Meter Replacement Charge	\$ 6.67					

NOTES

"**Water Operations**" includes the cost of maintaining and repairing the water system within the City of Northville. Such expenses would include labor, materials and equipment for repairing water main breaks and leak detection surveys.

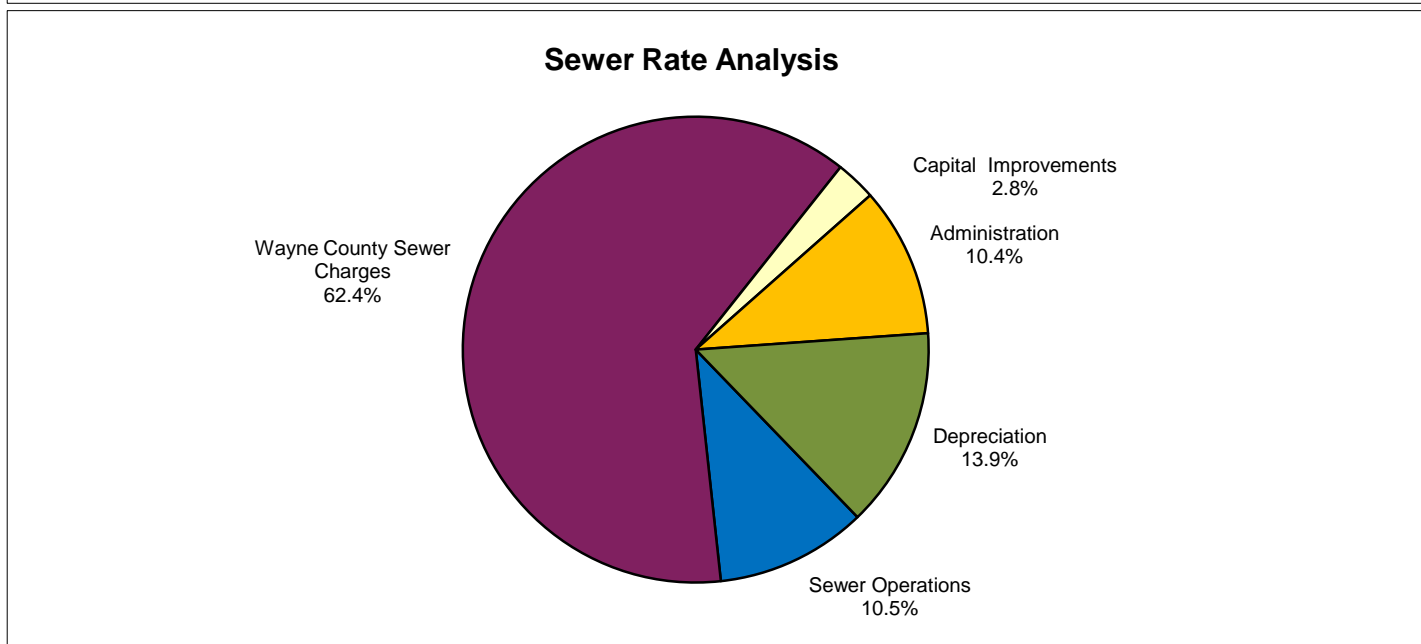
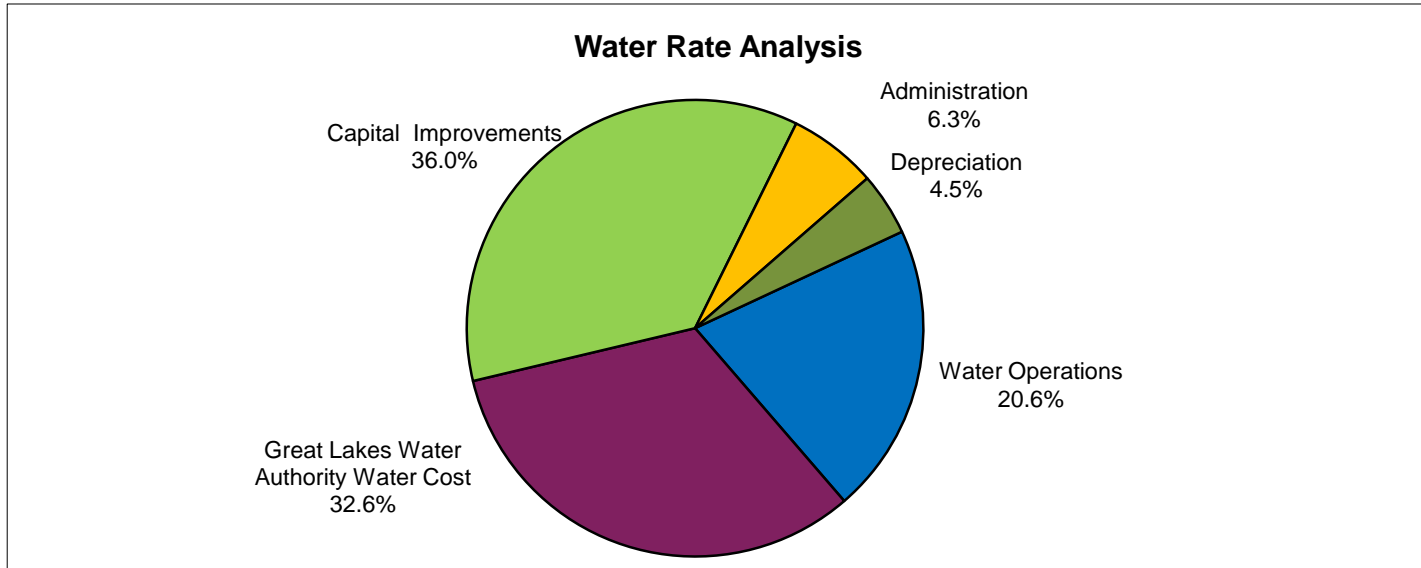
"**Sewer Operations**" includes the labor, materials and equipment for the required periodic cleaning and maintenance of the sewer system.

"**Administration**" includes the use of professional engineers, administrative salaries, annual audit fees, legal fees, and other expenses related to managing the water and sewer service.

"**Service Charge**" includes salaries and expenses related to the meter reading, billing & collections cycle.

"**Meter Replacement Charge**" includes the cost to replace meters which are more than 20 years old and at risk of failure.

**City of Northville Water & Sewer Fund
 Five Year Plan - 2022 through 2026
 FY 2023 Water & Sewer Rate Calculation (Cash Flow Basis)**



SECTION V

DEBT SERVICE FUNDS

Debt Service Funds are used to account for the accumulation of resources for the payment of general long-term debt principal and interest. Debt Service Funds are required when revenues are accumulated for interest and principal payments of general obligation long-term debt maturing in future years. Each Fund has an overview section, graphs demonstrating revenues and expenditures, and a five-year line item budget. Also included in this section is a summary of outstanding debt, the legal debt margin, and graphs demonstrating debt related trends.

The City of Northville's Debt Service Funds are the Downtown Development Authority Debt Service Fund, the Housing Debt Retirement Fund, and the Street Bond Debt Service Fund.

**City of Northville
Fiscal Year 2023 Annual Budget
And Five Year Plan – 2022 thru 2026**

FINANCING ACTIVITY

As of July 1, 2022, the City of Northville will have three outstanding bond issues and one installment purchase contract.

All of the bond issues are in Debt Service Funds, which uses a modified accrual basis of accounting. For these bonds, principal and interest payments are treated as expenditures in the year the payment is made. The first receives funds from captured taxes from the Downtown Development Authority, the second receives funds from the Housing Commission's tenant rents at Allen Terrace, and the third receives funds from a dedicated street millage debt levy approved by voters in 2018.

In September 2015, the City financed the purchase of an aerial truck for the Fire Department in the amount of \$462,896. This installment purchase contract is for a term of ten years. A portion of the annual debt service payments will be paid for by the City of Plymouth per the terms of the cost sharing agreement between the two communities.

Act 279, Public Acts of Michigan, 1909, as amended, and the City Charter, provide that the net indebtedness of the City shall not exceed 10% of all assessed real and personal property in the City, plus assessed value equivalent of Act 198 specific tax levies.

The total debt applicable to the debt limit as of July 1, 2022 is \$2,825,000. The available debt limit for future debt is \$56,999,040. Existing debt will not cause any burden to current operations. The following page is a summary of outstanding debt as of July 1, 2022.

Act 99 of 1933 provides that acquisition of any real or personal property through the use of contract or installments shall not exceed 1 ¼% of the taxable value of real and personal property of the City. The total debt applicable to the limit as of July 1, 2022 is \$200,000. The available debt limit for future installment purchases is \$5,433,489.

- continued -

**City of Northville
Fiscal Year 2023 Annual Budget
And Five Year Plan – 2022 thru 2026**

FINANCING ACTIVITY

<u>Description</u>	<u>Amount</u>	<u>Funding Source</u>
2012 General Obligation Bonds, Refunding	95,000	Tenant Rents
2013 General Obligation Bonds, Refunding	480,000	DDA Captured Taxes
2018 General Obligation Bonds	<u>2,250,000</u>	Debt Levy
(A) Debt Applicable to Limit (excludes Installment Purchase Contracts)	<u>\$ 2,825,000</u>	

LEGAL DEBT MARGIN

Debt Limit	
2022 State Equalized Value (SEV)	\$598,240,400
Debt Limit (10% of SEV)	\$ 59,824,040
Debt Applicable to Debt Limit (A)	\$ 2,825,000
Legal Debt Margin Available	\$ 56,999,040

Description

Installment Purchase contract	<u>\$ 200,000</u>
(B) Debt Applicable to Limit for Installment Purchases	<u>\$ 200,000</u>

INSTALLMENT DEBT MARGIN

Debt Limit	
2022 Taxable Value	\$450,679,098
Debt Limit (1.25% of Taxable Value)	\$ 5,633,489
Debt Applicable to Debt Limit (B)	\$ 200,000
Legal Limit Available	\$ 5,433,489

City of Northville
Line Item Budget for the Year Ended June 30, 2023 and
Five Year Plan - 2022 through 2026

Bond Principal and Interest Requirements

BOND DESCRIPTION	FUND	ACCOUNT NUMBER	2021-22	2022-23	2023-24	2024-25	2025-26
2018 UNLIMITED TAX GENERAL OBLIGATION BONDS							
General Obligation Unlimited	305	908-991.00 P	\$285,000	\$290,000	\$300,000	\$310,000	\$320,000
Tax Bonds, Series 2018		908-992.00 I	36,758	32,625	28,420	24,070	19,575
JPMorgan Chase Bank, NA (12/18) \$3,050,000		908-992.00 I	32,625	28,420	24,070	19,575	14,935
Funding: Debt Millage			\$354,383	\$351,045	\$352,490	\$353,645	\$354,510
Last Payment, October 1, 2028							
2012 UNLIMITED TAX GENERAL OBLIGATION REFUNDING BONDS							
General Obligation Unlimited	539	945-990.04 P	\$90,000	\$95,000			
Tax Bonds, Series 2012		945-990.02 I	1,980	1,017			
Capital One Public Funding (12/12) \$855,000		945-990.02 I	1,017	-			
Funding: Allen Terrace Rents (Fund 538)			\$92,996	\$96,017			
Last Payment, October 1, 2022							
DOWNTOWN DEVELOPMENT AUTHORITY DEBT RETIREMENT FUND							
2013 Limited Tax General Obligation	371	945-990.04 P	\$ 155,000	\$ 155,000	\$ 160,000	\$ 165,000	
Refunding Bonds		945-990.02 I	9,842	7,440	5,037	2,557	
Capital One Public Funding (10/13) \$1,705,000		945-990.02 I	9,843	7,440	5,038	2,558	
Last payment, April 1, 2025			\$ 174,685	\$ 169,880	\$ 170,075	\$ 170,115	
Total Principal			\$530,000	\$540,000	\$460,000	\$475,000	\$320,000
Total Interest			92,064	76,942	62,565	48,760	34,510
Total Debt Requirement			\$622,064	\$616,942	\$522,565	\$523,760	\$354,510
Number of Issues Outstanding			3	3	2	2	1

City of Northville
Line Item Budget for the Year Ended June 30, 2023 and
Five Year Plan - 2022 through 2026

Installment Purchases, Loans, & Other Commitments

	Account Number	2021-22	2022-23	2023-24	2024-25	2025-26
INSTALLMENT PURCHASES						
Fire Truck - General Fund	101-921-990.04 P	\$ 47,000	\$ 48,000	\$ 49,000	\$ 51,000	\$ 52,000
Financed 9/22/15; Comerica Bank (\$462,596)	101-921-990.02 I	\$ 5,744	\$ 4,523	\$ 3,277	\$ 1,992	\$ 668
Interest Rate: 2.57% for 10 years		\$ 52,744	\$ 52,523	\$ 52,277	\$ 52,992	\$ 52,668
INTERNAL LOANS						
Internal Loan to Water & Sewer Fund from General	592-908-991.00 P	\$ 84,500	\$ 86,500	\$ 89,000	\$ 91,000	\$ 93,000
Fund for Water Meter Replacement Program	592-908-992.00 I	\$ 13,488	\$ 11,375	\$ 9,213	\$ 6,988	\$ 4,713
Interest Rate: 2.5% Final payment due 11/30/2026		\$ 97,988	\$ 97,875	\$ 98,213	\$ 97,988	\$ 97,713
REAL PROPERTY LEASES						
149 & 151 E. CADY, leased from the Long Developme Co., effective 11/20/90, for the amount equal to annual property taxes, payments due 12/30 and 6/30 each year.	230-545-987.00	\$ 2,876	\$ 2,971	\$ 3,030	\$ 3,090	\$ 3,152
Lot 176 and Lot 177 leased from Northville Downs in an amount equal to a pro-rata share of the property taxes on leased property for parking.	230-545-988.00	\$ 2,754	\$ 2,845	\$ 2,902	\$ 2,960	\$ 3,019
Total Installment Purchase Principal		\$ 47,000	\$ 48,000	\$ 49,000	\$ 51,000	\$ 52,000
Total Installment Purchase Interest		\$ 5,744	\$ 4,523	\$ 3,277	\$ 1,992	\$ 668
Total Installment Purchase Debt		\$ 52,744	\$ 52,523	\$ 52,277	\$ 52,992	\$ 52,668
Total Internal Loans		\$ 97,988	\$ 97,875	\$ 98,213	\$ 97,988	\$ 97,713
Total Real Property Leases		5,630	5,816	5,932	6,050	6,171
Total of Installment Purchase Debt, Loans & Other Commitments		\$ 156,362	\$ 156,214	\$ 156,422	\$ 157,030	\$ 156,552

City of Northville
Line Item Budget for the Year Ended June 30, 2023 and
Five Year Plan – 2022 through 2026

ACTIVITY: Downtown Development Authority Debt Service Fund

FUND NUMBER: 303

SUPERVISOR: Finance Director/Treasurer

General Description of Activity

The Downtown Development Authority (DDA) Debt Service Fund was created during the 1994-95 fiscal year. This was done in connection with a DDA plan to provide for continuing tax capture to finance the construction of two new parking decks and a surface parking lot (see Downtown Development Authority Fund #370). Final payment on that debt service was made in the 2008-09 fiscal year.

On February 9, 2010, the City issued federally taxable Build America Bonds in the amount of \$2,000,000 over 15 years to finance the construction of downtown streetscape enhancements. On October 22, 2013, the City issued Limited Tax General Obligation Refunding Bonds to refinance the 2010 issue. These bonds will be repaid through the collection of captured taxes by the DDA.

Proposed Fiscal Year Overview

Debt service requirements for FY23 are \$169,880. The contribution from the DDA is equal to that amount to cover the debt service expenditures.

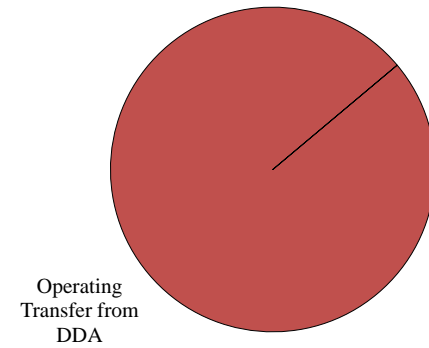
Long Term Goals & Objectives

The bonds will continue to be repaid through fiscal year 2025. No additional debt issuances are planned at this time. However, discussions on funding new projects with a new bond issue have begun at the DDA Board.

City of Northville
Proposed 2022-23 DDA Debt Service Fund Budget
(with historical comparative data)

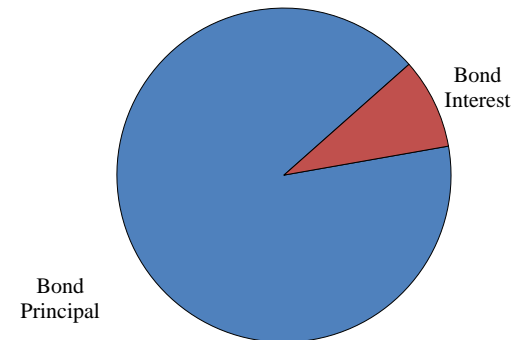
Revenues	FY21 Actual	FY22 Projected	FY23 Proposed	FY23 % Total
Operating Transfer from DDA	174,335	174,685	169,880	100.0%
Total Revenues	\$ 174,335	\$ 174,685	\$ 169,880	100.0%

2022-23 Budgeted Revenues



Expenditures	FY21 Actual	FY22 Projected	FY23 Proposed	FY23 % Total
Bond Principal	\$ 150,000	\$ 155,000	\$ 155,000	91.2%
Bond Interest	24,335	19,685	14,880	8.8%
Total Expenditures	\$ 174,335	\$ 174,685	\$ 169,880	100.0%

2022-23 Budgeted Expenditures



City of Northville
Line Item Budget for the Year Ended June 30, 2023 and
Five Year Plan - 2022 through 2026

DOWNTOWN DEVELOPMENT AUTHORITY
DEBT SERVICE FUND

		2019-20	2020-21	2021-22	2022-23	2023-24	2024-25	2025-26
		Actual	Actual	Projected	Proposed Budget	Estimated Budget	Estimated Budget	Estimated Budget
Revenue								
303-000-699.248	Contribution - DDA Fund	173,830	174,335	174,685	169,880	170,075	167,561	-
	Total Revenue	173,830	174,335	174,685	169,880	170,075	167,561	-
Fund Balance Reserve								
303-000-699.000	Appropriation of Prior Year Surplus	-	-	-	-	-	2,554	-
	Total Budget	173,830	174,335	174,685	169,880	170,075	170,115	-
Expenditures								
Debt Service								
303-906-991.000	Bond Principal Expense	145,000	150,000	155,000	155,000	160,000	165,000	-
303-906-993.000	Bond Interest Expense	28,830	24,335	19,685	14,880	10,075	5,115	-
	Total Expenditures	173,830	174,335	174,685	169,880	170,075	170,115	-
Fund Balance Reserve								
303-999-999.00	Unallocated Reserve	-	-	-	-	-	-	-
	Total Budget	173,830	174,335	174,685	169,880	170,075	170,115	-
Analysis of Fund Balance:								
	Beginning of Year			2,554	2,554	2,554	2,554	-
	Revenues			174,685	169,880	170,075	167,561	-
	Expenditures			(174,685)	(169,880)	(170,075)	(170,115)	-
	End of Year			2,554	2,554	2,554	-	-

City of Northville
Line Item Budget for the Year Ended June 30, 2023 and
Five Year Plan – 2022 through 2026

ACTIVITY: Housing Debt Retirement Fund

FUND NUMBER: 304

SUPERVISOR: Finance Director/Treasurer

General Description of Activity

On November 5, 2002 voters approved the issuance of \$1,375,000 of General Obligation Unlimited Tax Bonds to fund Allen Terrace improvements. This twenty-year debt issue is to be repaid from tenant rents at Allen Terrace. On December 19, 2012, the City issued Unlimited Tax General Obligation Refunding Bonds to refinance the 2002 issue.

Proposed Fiscal Year Overview

Debt service requirements for FY22 are \$96,017. This is the final installment for this debt. The amount transferred from the Housing Commission is equal to that amount, less fund balance in this fund, to cover the debt service expenditure.

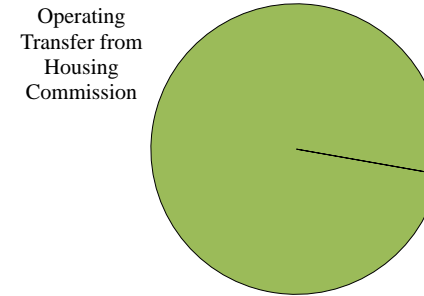
Long Term Plan

No additional debt issuances are planned. This fund will be closed out upon retirement of the debt.

City of Northville
Proposed 2022-23 Housing Debt Retirement Fund Budget
(with historical comparative data)

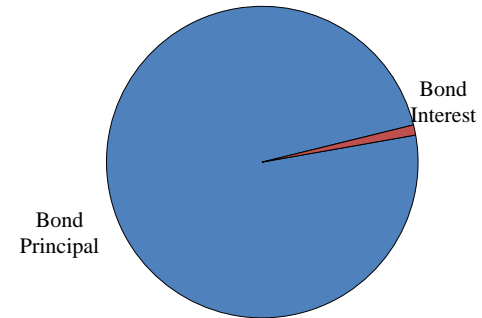
Revenues	FY21 Actual	FY22 Projected	FY23 Proposed	FY23 % Total
Operating Transfer from Housing Commission	94,922	\$ 92,996	93,237	100.0%
Total Revenues	\$ 94,922	\$ 92,996	\$ 93,237	100.0%

2022-23 Budgeted Revenues



Expenditures	FY21 Actual	FY22 Projected	FY23 Proposed	FY23 % Total
Bond Principal	\$ 90,000	\$ 90,000	\$ 95,000	98.9%
Bond Interest	4,922	2,996	1,017	1.1%
Total Expenditures	\$ 94,922	\$ 92,996	\$ 96,017	100.0%

2022-23 Budgeted Expenditures



City of Northville
Line Item Budget for the Year Ended June 30, 2023 and
Five Year Plan - 2022 through 2026

Housing Debt Retirement Fund

Account Number	Description	2019-20 Actual	2020-21 Actual	2021-22 Projected	2022-23 Proposed Budget	2023-24 Estimated Budget	2024-25 Estimated Budget	2025-26 Estimated Budget
REVENUES								
304-000-699.535	Operating Transfer from Housing Commission	96,848	94,922	92,996	93,237	-	-	-
		96,848	94,922	92,996	93,237	-	-	-
	Total Revenues	96,848	94,922	92,996	93,237	-	-	-
Fund Balance Reserve								
304-000-699.000	Approp of Prior Year's Surplus	-	-	-	2,780	-	-	-
	Total Budget	96,848	94,922	92,996	96,017	-	-	-
EXPENDITURES								
Debt Service								
304-906-991.000	Bond Principal	90,000	90,000	90,000	95,000	-	-	-
304-906-993.000	Bond Interest	6,848	4,922	2,996	1,017	-	-	-
		96,848	94,922	92,996	96,017	-	-	-
	Total Expenditures	96,848	94,922	92,996	96,017	-	-	-
Fund Balance Reserve								
304-999-999.000	Unallocated Reserve	-	-	-	-	-	-	-
	Total Budget	96,848	94,922	92,996	96,017	-	-	-
Fund Balance Analysis								
	Beginning of Year			2,780	2,780	-	-	-
	Revenues			92,996	93,237	-	-	-
	Expenditures			92,996	96,017	-	-	-
	End of Year			2,780	-	-	-	-

City of Northville
Line Item Budget for the Year Ended June 30, 2023 and
Five Year Plan – 2022 through 2026

ACTIVITY: 2018 UTGO Street Bond Debt Service Fund

FUND NUMBER: 305

SUPERVISOR: Finance Director/Treasurer

General Description of Activity

On November 6, 2018, Northville voters approved the issuance of \$3,050,000 in unlimited tax general obligation bonds to finance street improvements. The bonds are payable over ten years at a rate of 2.9%. The bonds will be repaid through the collection of debt levy that began in July 2019.

Proposed Fiscal Year Overview

Debt service requirements for FY23 are \$351,045. The millage rate will be set at 0.7862 mills to generate funds to pay the annual debt service amount.

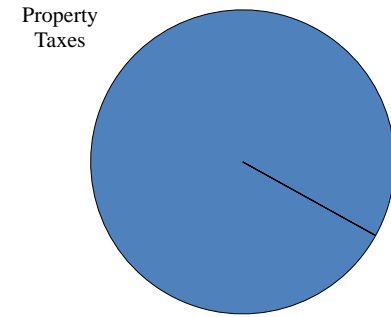
Long Term Goals & Objectives

The bonds will continue to be repaid through fiscal year 2029. No additional debt issuances are planned.

City of Northville
Proposed 2022-23 2018 UTGO Street Bond Debt Retirement Fund
(with historical comparative data)

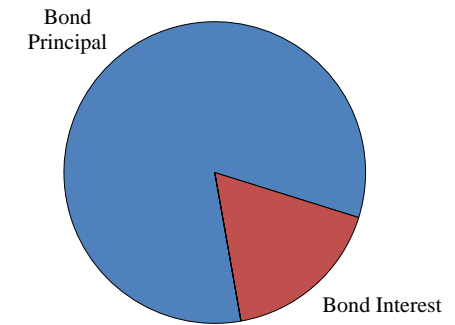
Revenues	FY21 Actual	FY22 Projected	FY23 Proposed	FY23 % Total
Property Taxes	\$ 352,373	\$ 350,814	\$ 351,079	100.0%
Interest & Other Revenue	2,223	1,475	-	0.0%
Approp. of Prior Year Surplus	-	2,094	-	0.0%
Total Revenues	\$ 354,597	\$ 354,383	\$ 351,079	100.0%

2022-23 Budgeted Revenues



Expenditures	FY21 Actual	FY22 Projected	FY23 Proposed	FY23 % Total
Bond Principal	\$ 275,000	\$ 285,000	\$ 290,000	82.6%
Bond Interest	77,503	69,383	61,045	17.4%
Unallocated Reserve	2,094	-	34	0.0%
Total Expenditures	\$ 354,597	\$ 354,383	\$ 351,079	100.0%

2022-23 Budgeted Expenditures



City of Northville
Line Item Budget for the Year Ended June 30, 2023 and
Five Year Plan - 2022 through 2026

2018 UTGO Street Debt Retirement Fund

Account Number	Description	2019-20 Actual	2020-21 Actual	2021-22 Projected	2022-23 Proposed Budget	2023-24 Estimated Budget	2024-25 Estimated Budget	2025-26 Estimated Budget
REVENUES								
	= Allowable Levy			0.8311	0.7862	0.7740	0.7613	0.7464
	x Taxable Value per Mill			422,124	446,552	455,483	464,593	473,885
305-000-408.00	= Debt Levy - Tax Revenue	349,155	352,373	350,814	351,079	352,544	353,695	353,708
305-000-573.00	Local Community Stabilization Share	-	1,671	1,255	-	-	-	-
305-000-418.00	Property Taxes - Other	173	134	-	-	-	-	-
305-000-665.xx	Net Investment Income	625	418	220	-	-	-	-
	Total Revenues	349,953	354,597	352,289	351,079	352,544	353,695	353,708
Fund Balance Reserve								
305-000-699.00	Appropriation of Prior Year Surplus	-	-	2,094	-	-	-	-
	Total Budget	349,953	354,597	354,383	351,079	352,544	353,695	353,708
EXPENDITURES								
Debt Service								
305-908-991.00	Bond Principal	240,000	275,000	285,000	290,000	300,000	310,000	310,000
305-908-993.00	Bond Interest	109,953	77,503	69,383	61,045	52,490	43,645	43,645
	Total Expenditures	349,953	352,503	354,383	351,045	352,490	353,645	353,645
Fund Balance Reserve								
305-999-999.00	Unallocated Reserve	-	2,094	-	34	54	50	63
	Total Budget	349,953	354,597	354,383	351,079	352,544	353,695	353,708
Analysis of Fund Balance:								
	Beginning of Year			2,094	-	34	88	138
	Revenues			352,289	351,079	352,544	353,695	353,708
	Expenditures			(354,383)	(351,045)	(352,490)	(353,645)	(353,645)
	End of Year			-	34	88	138	201

SECTION VI

CAPITAL PROJECTS FUNDS

Capital Projects Funds are used to account for resources to be used in the construction of major capital facilities and the acquisition of capital equipment that benefits that general public. The City of Northville the following Capital Project Funds: the Public Improvement Fund, the Housing Commission Capital Outlay Fund, the Fire Equipment Replacement Fund, and the Police Equipment Replacement Fund. Each has an overview section, graphs demonstrating revenues and expenditures, and a five-year line item budget.

City of Northville
Line Item Budget for the Year Ended June 30, 2023 and
Five Year Plan – 2022 through 2026

ACTIVITY: Fire Equipment Replacement Fund

FUND NUMBER: 402

SUPERVISOR: Fire Chief

General Description of Activity

This fund was set up to meet the needs for replacement of capital equipment over the next 20 years to keep the equipment up to current standards. The fund allows for the replacement funds to be set aside over a period of time. The Department will continue to search for grant opportunities for equipment purchases.

Proposed Fiscal Year Overview

The city continues providing fire service to the City of Plymouth. Other than vehicles, which each City purchases separately, this budget includes the revenues and expenditures for future equipment needs based upon that continued partnership with the City of Plymouth. For FY23 we have budgeted for replacement of Pagers. The department has submitted numerous regional grant requests covering items due for replacement in later years, but at this time do not know the outcome.

Departmental Goals & Objectives

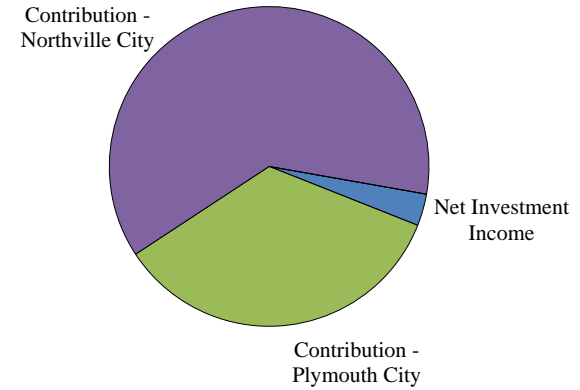
The equipment fund will continue to be used for the replacement of equipment as scheduled in the 20-year plan as detailed in Section IX.

City of Northville
Proposed 2022-23 Fire Equipment Replacement Fund Budget
(with historical comparative data)

Revenues

	FY21 Actual	FY22 Projected	FY23 Proposed	FY23 % Total
Net Investment Income	4,497	0	8,970	3.3%
Grants & Other Contributions	238,095	-	-	0.0%
Contribution - Plymouth City	77,401	87,922	96,391	34.7%
Contribution - Northville City	154,124	179,403	172,154	62.0%
Approp. of Prior Year Surplus	-	-	-	0.0%
Total Revenues	\$ 474,117	\$ 267,325	\$ 277,515	100.0%

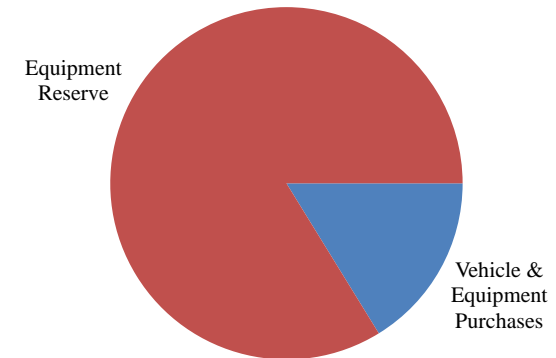
2022-23 Budgeted Revenues



Expenditures

	FY21 Actual	FY22 Projected	FY23 Proposed	FY23 % Total
Vehicle & Equipment Purchases	\$ 261,306	\$ 33,800	\$ 45,000	16.2%
Equipment Reserve	212,811	233,525	232,515	83.8%
Total Expenditures	\$ 474,117	\$ 267,325	\$ 277,515	100.0%

2022-23 Budgeted Expenditures



City of Northville
Line Item Budget for the Year Ended June 30, 2023 and
Five Year Plan - 2022 through 2026

FIRE EQUIPMENT REPLACEMENT FUND

	2019-20 Actual	2020-21 Actual	2021-22 Projected	2022-23 Proposed Budget	2023-24 Estimated Budget	2024-25 Estimated Budget	2025-26 Estimated Budget
REVENUES							
402-000-581.000 Local Unit Contributions	10,653	-	-	-	-	-	-
402-000-589.060 Contribution - Plymouth City	74,710	77,401	87,922	96,391	95,668	96,287	99,852
402-000-682.000 Other Grants	-	-	-	-	-	-	-
402-000-502.000 Federal Grants	216,713	238,095	-	-	-	-	-
402-000-665.xxx Net Investment Income	22,828	4,497	-	8,970	8,970	8,970	8,970
402-000-673.000 Sale of Assets	-	-	-	-	-	-	-
Operating Transfers							
402-000-699.405 Public Improvement Fund	30,000	30,000	30,000	30,000	-	-	-
402-000-699.101 General Fund	139,992	124,124	149,403	142,154	171,710	170,482	172,668
Total Revenues	494,896	474,117	267,325	277,515	276,348	275,739	281,490
Fund Balance Reserve							
402-000-699.000 Approp of Prior Year's Surplus	25,342	-	-	-	-	-	-
Total Budget	520,238	474,117	267,325	277,515	276,348	275,739	281,490
EXPENDITURES							
Capital Purchases							
402-902-967.000 Non Capitalized Purchases	456,044	9,154	4,800	45,000	-	-	-
402-902-977.000 Capitalized Purchases	64,194	252,152	29,000	-	20,000	160,000	15,000
Total Expenditures	520,238	261,306	33,800	45,000	20,000	160,000	15,000
Fund Balance Reserve							
402-999-999.000 Unallocated Reserve	-	212,811	233,525	232,515	256,348	115,739	266,490
Total Budget	520,238	474,117	267,325	277,515	276,348	275,739	281,490
Fund Balance Analysis							
Beginning of Year			1,353,293	1,586,818	1,819,333	2,075,681	2,191,420
Revenues			267,325	277,515	276,348	275,739	281,490
Expenditures			(33,800)	(45,000)	(20,000)	(160,000)	(15,000)
End of Year			1,586,818	1,819,333	2,075,681	2,191,420	2,457,910
Fund Balance Allocated for Shared Equipment & Aerial Truck			688,804	803,168	961,431	960,887	1,110,872
Fund Balance Allocated for Northville Only (Trucks/Station Improvements)			898,014	1,016,165	1,114,250	1,230,533	1,347,038
			1,586,818	1,819,333	2,075,681	2,191,420	2,457,910

City of Northville
Line Item Budget for the Year Ended June 30, 2023 and
Five Year Plan – 2022 through 2026

ACTIVITY: Police Equipment Replacement Fund

FUND NUMBER: 403

SUPERVISOR: Police Chief

General Description of Activity

The purpose of this activity is to reserve funds to meet the needs of a 20-year capital outlay plan for Police Department equipment. By reserving funds over time 1) the City can ensure that its equipment meets current standards, 2) the cost to taxpayers is spread evenly over the useful life of the equipment and, 3) the cost to taxpayers is minimized because the fund has interest earnings to offset expenditures rather than paying debt issuance costs and interest expense for relatively small financing proposals.

Proposed Fiscal Year Overview

Proposed is the replacement of a patrol vehicle and adding the remaining secure doors of the police department onto the current electronic key fob entry. Patrol vehicles have been updated from a 2,1,2,1 to 1,1,1,1 replacement schedule (one new vehicle each year). This change has lowered the required contribution from the General Fund for FY22 and FY23, returning to more normal levels in FY24.

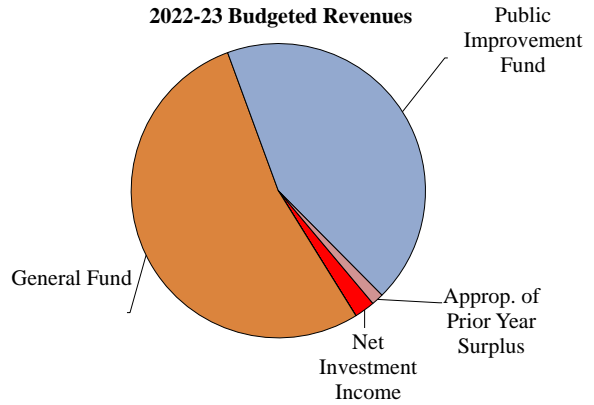
Long Term Goals & Objectives

The long-term goal of this fund is to continue modernizing the Police Department's equipment. With careful planning, and proper maintenance of existing equipment, it is anticipated that the taxpayers will not be burdened with additional debt millage to replace existing equipment. The department's twenty-year plan is detailed in Section IX.

City of Northville
Proposed 2022-23 Police Equipment Replacement Fund Budget
(with historical comparative data)

Revenues

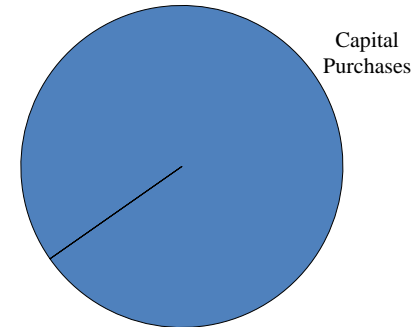
	FY21 Actual	FY22 Projected	FY23 Proposed	FY23 % Total
Net Investment Income	517	-	1,580	2.3%
Other Grants	355	178	-	0.0%
Donations	-	10,551	-	0.0%
Federal Grants	7,293	-	-	0.0%
Operating Transfers from				
General Fund	81,000	30,000	37,000	53.2%
Public Improvement Fund	30,000	30,000	30,000	43.2%
Approp. of Prior Year Surplus	-	31,178	920	1.3%
Total Revenues	\$ 119,164	\$ 101,907	\$ 69,500	100.0%



Expenditures

	FY21 Actual	FY22 Projected	FY23 Proposed	FY23 % Total
Capital Purchases	31,086	101,907	69,500	100.0%
Equipment Reserve	88,078	-	-	0.0%
Total Expenditures	\$ 119,164	\$ 101,907	\$ 69,500	100.0%

2022-23 Budgeted Expenditures



City of Northville
Line Item Budget for the Year Ended June 30, 2023 and
Five Year Plan - 2022 through 2026

POLICE EQUIPMENT REPLACEMENT FUND

	2019-20	2020-21	2021-22	2022-23	2023-24	2024-25	2025-26
	Actual	Actual	Projected	Proposed Budget	Estimated Budget	Estimated Budget	Estimated Budget
REVENUES							
403-000-528.000 Other Grants	-	177	-	-	-	-	-
403-000-502.000 Federal Grants	26,785	7,293	-	-	-	-	-
403-000-682.000 MMRMA RAP Grant	14,554	178	178	-	-	-	-
403-000-665.xxx Net Investment Income	3,481	517	-	1,580	1,580	1,580	1,580
403-000-674.000 Donations	-	-	10,551	-	-	-	-
Operating Transfers							
403-000-699.405 Public Improvement Fund	30,000	30,000	30,000	30,000	-	-	-
403-000-699.101 General Fund	72,000	81,000	30,000	37,000	101,000	102,000	104,000
Total Revenues	146,820	119,164	70,729	68,580	102,580	103,580	105,580
Fund Balance Reserve							
403-000-699.000 Approp of Prior Year's Surplus	169,817	-	31,178	920	3,220	109,520	-
Total Budget	316,637	119,164	101,907	69,500	105,800	213,100	105,580
EXPENDITURES							
Capital Purchases							
403-902-967.000 Equipment < \$5,000	30,576	9,491	41,435	14,000	19,800	6,600	800
403-902-971.280 Evidence Room Upgrades	34,052	-	-	-	-	-	-
403-902-977.000 Capital Outlay > \$5,000	99,837	8,419	5,000	-	30,000	150,000	30,000
403-902-985.000 Capital Outlay - Vehicles	152,173	13,177	55,472	55,500	56,000	56,500	57,500
Total Expenditures	316,637	31,086	101,907	69,500	105,800	213,100	88,300
Fund Balance Reserve							
403-999-999.000 Unallocated Reserve	-	88,078	-	-	-	-	17,280
Total Budget	316,637	119,164	101,907	69,500	105,800	213,100	105,580
Fund Balance Analysis							
Beginning of Year			249,381	218,203	217,283	214,063	104,543
Revenues			70,729	68,580	102,580	103,580	105,580
Expenditures			(101,907)	(69,500)	(105,800)	(213,100)	(88,300)
End of Year			218,203	217,283	214,063	104,543	121,823

City of Northville
Line Item Budget for the Year Ended June 30, 2023 and
Five Year Plan – 2022 through 2026

ACTIVITY: Housing Commission Capital Outlay Fund

FUND NUMBER: 404

SUPERVISOR: Housing Director

General Description of Activity

The purpose of this activity is to reserve funds to meet the capital needs for Allen Terrace, an apartment community for independent senior citizens 62 years or older. Allen Terrace has 100 apartments: 98 one-bedroom and 2 two-bedroom units. By reserving funds over time, the City can ensure that: 1) the building meets current standards, 2) the cost to tenants is spread evenly over the useful life of the improvements, and, 3) the cost to tenants is minimized because the fund has interest earnings to offset expenditures rather than paying debt issuance costs and interest expense for relatively small financing proposals. The Allen Terrace capital improvements are partially funded with Community Development Block Grant (CDBG) funds.

Proposed Fiscal Year Overview

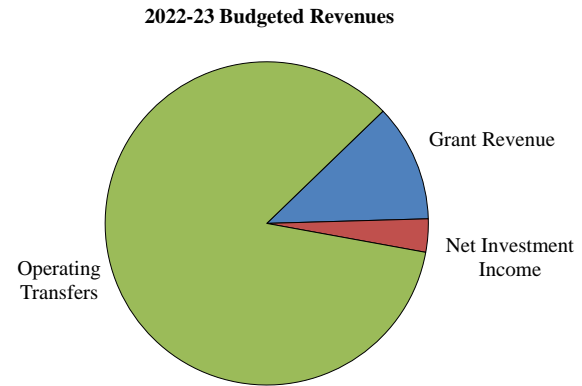
Proposed for FY2023 is the replacement of the boiler system that is original to the building and the development of a capital needs assessment to evaluate the existing conditions of the building. The needs assessment will determine the remaining useful life of the building components, and prioritize maintenance, repairs and replacement needs and projected associated costs. CDBG funds continue to be used to in the phased replacement of the individual packaged terminal air conditioning (PTAC) units and interior apartment doors.

Long Term Goals & Objectives

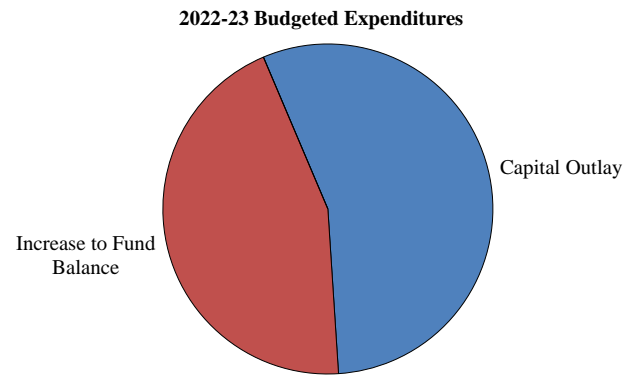
The long-term goal of this fund is to continue modernizing Allen Terrace. With careful planning and proper maintenance, it is anticipated that the tenants will not be burdened with debt issuances to fund improvements. Planned improvements for fiscal years 2023 through 2025 include replacement of the electric ranges for all apartments. Additional details for projects can be found in Section IX.

City of Northville
Proposed 2022-23 Housing Commission Capital Outlay Fund Budget
(with historical comparative data)

Revenues	FY21	FY22	FY23	FY23
	Actual	Projected	Proposed	% Total
Grant Revenue	20,000	47,185	27,000	11.8%
Net Investment Income	4,516	(5,385)	7,615	3.3%
Operating Transfers	278,954	171,412	194,798	84.9%
Total Revenues	\$ 303,470	\$ 450,010	\$ 229,413	100.0%



Expenditures	FY21	FY22	FY23	FY23
	Actual	Projected	Proposed	% Total
Capital Outlay	29,885	450,010	127,000	55.4%
Increase to Fund Balance	273,585	-	102,413	44.6%
Total Expenditures	\$ 303,470	\$ 450,010	\$ 229,413	100.0%



City of Northville
Line Item Budget for the Year Ended June 30, 2023 and
Five Year Plan - 2022 through 2026

HOUSING COMMISSION CAPITAL OUTLAY FUND

Account Number	Description	2019-20 Actual	2020-21 Actual	2021-22 Projected	2022-23 Proposed Budget	2023-24 Estimated Budget	2024-25 Estimated Budget	2025-26 Estimated Budget
REVENUES								
Grant Revenue								
404-000-522.000	CDBG - Wayne & Oakland	25,560	20,000	47,185	27,000	27,000	27,000	27,000
		25,560	20,000	47,185	27,000	27,000	27,000	27,000
Interest Income								
404-000-665.xxx	Net Investment Income	18,282	4,516	(5,385)	7,615	7,615	7,615	7,615
		18,282	4,516	(5,385)	7,615	7,615	7,615	7,615
Operating Transfers								
404-000-699.535	Operating Transfer from Housing Commission Fund	175,495	278,954	171,412	194,798	285,285	280,850	278,810
		175,495	278,954	171,412	194,798	285,285	280,850	278,810
	Total Revenue	219,337	303,470	213,212	229,413	319,900	315,465	313,425
Fund Balance Reserve								
404-000-699.000	Use of Fund Balance	-	-	236,798	-	-	-	-
	Total Budget	219,337	303,470	450,010	229,413	319,900	315,465	313,425
EXPENDITURES								
Capital Outlay								
404-901-801.000	Contractual Services	-	9,700	-	-	-	-	-
404-901-967.000	Building & Grounds Improvements	42,692	20,185	75,000	27,000	88,200	157,000	27,000
404-901-977.000	Capital Improvements > \$5,000	-	-	375,010	100,000	-	-	-
	Total Expenditures	42,692	29,885	450,010	127,000	88,200	157,000	27,000
Reserve Fund								
404-999-999.000	Unallocated Reserve	176,645	273,585	-	102,413	231,700	158,465	286,425
		176,645	273,585	-	102,413	231,700	158,465	286,425
	Total Budget	219,337	303,470	450,010	229,413	319,900	315,465	313,425
Analysis of Fund Balance								
	Beginning of Year			1,358,811	1,122,013	1,224,426	1,456,126	1,614,591
	Revenues			213,212	229,413	319,900	315,465	313,425
	Expenditures			(450,010)	(127,000)	(88,200)	(157,000)	(27,000)
	End of Year			1,122,013	1,224,426	1,456,126	1,614,591	1,901,016

City of Northville
Line Item Budget for the Year Ended June 30, 2023 and
Five Year Plan – 2022 through 2026

ACTIVITY: Public Improvement Fund

FUND NUMBER: 405

SUPERVISOR: City Manager

General Description of Activity

This fund was originally created to receive state shared revenue under the Cities with Racetracks program. Changes in the distribution of these funds in the early 1990's from the State level, however, caused this to become an unstable revenue source. Further changes in legislation eliminated the Cities with Racetracks program. In its place, as of January 1, 1996, the City receives breakage revenue from Northville Downs' activity from live and simulcast racing. Racetrack breakage revenue is recorded in the Public Improvement Fund when received to the extent that it exceeds the cost of providing police service at the racetrack. The breakage revenue in this fund is used to finance public improvement projects. This fund is also used to record various capital improvement projects, grant activity, and property maintenance.

Proposed Fiscal Year Overview

It has been the City's policy to not budget for the receipt of racetrack breakage revenue. However, beginning with FY 2011, once police and fire service costs at the racetrack have been met, the next \$60,000 will be allocated equally to the Police and Fire Equipment Replacement Funds. This additional funding will decrease the transfer from, and lessen the burden on, the General Fund. Any additional funds received for a given fiscal year will be brought to City Council to be designated after that year's annual audit is complete. Since the racetrack may cease to operate, this revenue source is not budgeted for after FY2023.

Two projects are planned to be undertaken in FY 2023:

- Play structure replacement at Fish Hatchery Park. Cost is estimated at \$100,000 and will be shared equally between the City and Township of Northville.
- Ford Field Master Plan update estimated at \$30,000.
- Columbarium at the Rural Hill Cemetery at an estimated cost of \$95,000.

There is currently approximately \$1.2 million set aside for future Fire Hall/City Hall renovations. This was a high-priority goal of City Council. A secondary goal to be included in the renovation plan is to incorporate energy efficiencies where possible.

City of Northville
Line Item Budget for the Year Ended June 30, 2023 and
Five Year Plan – 2022 through 2026

Long Term Plan

The replacement of the Fort Griswold wooden play structure at Ford Field is proposed for replacement in FY2023, but not included in the budget. The current structure is 23 years old. A new structure will meet current safety and ADA guidelines. The projected cost to replace it is \$500,000. The City has committed \$215,000 for this project. The Parks & Recreation Director will be seeking donations for \$150,000. Until \$285,000 has been funded through those donations and/or other sources, the project cannot commence.

Several requested parks projects are currently unfunded. Therefore, these projects are not included in the five-year plan.

- Ford Field – Several improvements totaling \$720,000 include the addition of a pavilion and restrooms, new entrance/access ramp, erosion control, new pathway with lighting, replacement of bench pads, ball field lighting replacement, and roofing for dugouts.
- Fish Hatchery – Resurfacing of the tennis courts and addition of a storage building for tennis and football is estimated at \$130,000.

Other unfunded projects:

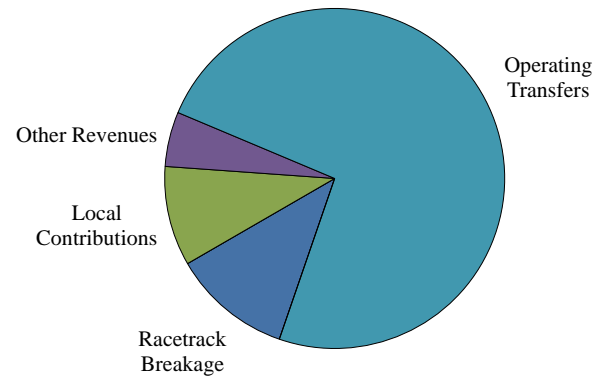
- Rural Hill Cemetery Bridge, estimated at \$625,000.
- Surface parking lot improvements, estimated at \$1 million.

Over the years, breakage revenue has been the source for these special projects. This revenue source will be eliminated if and when the racetrack ceases operations.

City of Northville
Proposed 2022-23 Public Improvement Fund Budget
(with historical comparative data)

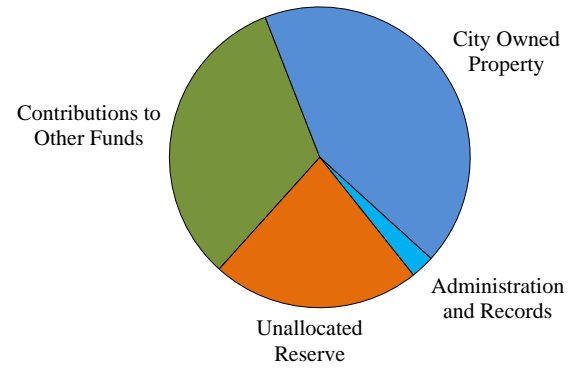
Revenues	FY21	FY22	FY23	FY23
	Actual	Projected	Proposed	% Total
Racetrack Breakage	\$ 169,318	\$ 115,000	\$ 60,000	11.4%
Grants & Donation	3,488	6,119	-	0.0%
Local Contributions	-	63,060	50,000	9.5%
Other Revenues	106,030	32,500	27,450	5.2%
Operating Transfers	451,748	385,000	390,000	73.9%
Appropriation of Prior Year Surplus	-	61,270	-	0.0%
Total Revenues	\$ 730,584	\$ 662,949	\$ 527,450	100.0%

2022-23 Budgeted Revenues



Expenditures	FY21	FY22	FY23	FY23
	Actual	Projected	Proposed	% Total
Contributions to Other Funds	\$ 211,868	\$ 287,205	\$ 171,000	32.4%
City Owned Property	18,088	362,524	225,000	42.7%
Administration and Records	14,158	13,220	13,505	2.6%
Unallocated Reserve	486,470	-	117,945	22.4%
Total Expenditures	\$ 730,584	\$ 662,949	\$ 527,450	100.0%

2022-23 Budgeted Expenditures



City of Northville
Line Item Budget for the Year Ended June 30, 2023 and
Five Year Plan - 2022 through 2026

PUBLIC IMPROVEMENT FUND

Account Number	Description	2019-20 Actual	2020-21 Actual	2021-22 Proposed Budget	2022-23 Estimated Budget	2023-24 Estimated Budget	2024-25 Estimated Budget	2025-26 Estimated Budget
REVENUES								
Racetrack Breakage								
405-000-675.000	Racetrack Breakage	149,995	169,318	115,000	60,000	-	-	-
Grants & Donations								
405-000-682.020	MMRMA RAP Grant		3,488	6,119	-	-	-	-
Other								
405-000-642.010	Cemetery Sales	60,805	90,983	32,500	-	-	-	-
405-000-665.xxx	Net Investment Income	67,753	15,047	-	27,450	27,450	27,450	27,450
		128,558	106,030	32,500	27,450	27,450	27,450	27,450
Local Contributions								
405-000-589.050	Northville Township Contribution	-	-	60,000	50,000	-	-	-
405-000-699.05	Downtown Development Authority	-	-	3,060	-	-	-	-
		-	-	63,060	50,000	-	-	-
Operating Transfers								
405-000-699.101	General Fund	302,380	451,748	385,000	390,000	335,000	270,000	315,000
405-000-699.299	Operating Transfers from Art Comm.	4,108	-	-	-	-	-	-
		306,488	451,748	385,000	390,000	335,000	270,000	315,000
	Total Revenue	585,041	730,584	601,679	527,450	362,450	297,450	342,450
Fund Balance Reserve								
405-000-699.000	Appropriation of Prior Year Surplus	-	-	61,270	-	-	-	-
	Total Budget	585,041	730,584	662,949	527,450	362,450	297,450	342,450

- continued -

City of Northville
Line Item Budget for the Year Ended June 30, 2023 and
Five Year Plan - 2022 through 2026

PUBLIC IMPROVEMENT FUND (continued)

Account Number	Description	2019-20 Actual	2020-21 Actual	Proposed Projected	2022-23 Proposed Budget	2023-24 Estimated Budget	2024-25 Estimated Budget	2025-26 Estimated Budget
EXPENDITURES								
Contributions to Other Funds								
405-965-995.101	General Fund	16,694	5,590	27,205	111,000	5,000	8,000	2,500
405-965-995.230	Parking Fund	-	-	200,000	-	-	-	-
405-965-995.661	Equipment Fund	-	146,278	-	-	50,000	-	-
405-965-995.402	Fire Equipment Replacement Fund	30,000	30,000	30,000	30,000	-	-	-
405-965-995.403	Police Equipment Replacement Fund	30,000	30,000	30,000	30,000	-	-	-
		<u>76,694</u>	<u>211,868</u>	<u>287,205</u>	<u>171,000</u>	<u>55,000</u>	<u>8,000</u>	<u>2,500</u>
City Owned Property								
405-904-706.000	Wages/Salaries	-	104	-	-	-	-	-
405-904-725.000	Fringe Benefits	-	77	-	-	-	-	-
405-904-801.000	Ford Field Master Plan	-	-	-	30,000	-	-	-
405-904-943.000	Equipment Rental	-	153	-	-	-	-	-
405-904-967.200	Cemetery Improvements	-	-	60,000	95,000	-	-	-
405-904-971.580	Fish Hatchery Improvements	-	-	120,000	100,000	-	-	-
405-904-977.000	Capital Outlay	-	-	13,239	-	-	-	-
405-904-977.030	City Entrance Sign Project	6,000	1,800	67,200	-	-	-	-
405-904-979.000	Municipal Building Projects	-	10,463	100,000	-	-	-	-
405-904-979.020	Audio Visual Project	4,152	951	2,085	-	-	-	-
405-904-982.040	DPW Technology Projects	9,080	4,539	-	-	-	-	-
		<u>19,232</u>	<u>18,088</u>	<u>362,524</u>	<u>225,000</u>	<u>-</u>	<u>-</u>	<u>-</u>
Administration and Records								
405-261-805.000	Auditing Service	2,540	2,588	2,220	2,285	2,345	2,400	2,460
405-261-965.000	Overhead-Admin & Records	11,460	11,570	11,000	11,220	11,440	11,670	11,900
		<u>14,000</u>	<u>14,158</u>	<u>13,220</u>	<u>13,505</u>	<u>13,785</u>	<u>14,070</u>	<u>14,360</u>

- continued -

City of Northville
Line Item Budget for the Year Ended June 30, 2023 and
Five Year Plan - 2022 through 2026

PUBLIC IMPROVEMENT FUND (continued)

Account Number	Description	2019-20 Actual	2020-21 Actual	Proposed Projected	2022-23 Proposed Budget	2023-24 Estimated Budget	2024-25 Estimated Budget	2025-26 Estimated Budget
Expenditures (continued)								
	Total Expenditures	109,926	244,114	662,949	409,505	68,785	22,070	16,860
Fund Balance Reserve								
405-999-999.00	Unallocated Reserve	475,115	486,470	-	117,945	293,665	275,380	325,590
405-999-999-03	Reserved for Special Projects	-	-	-	-	-	-	-
	Total Budget	585,041	730,584	662,949	527,450	362,450	297,450	342,450
Analysis of Fund Balance								
	Beginning of Year			4,349,158	4,287,888	4,405,833	4,699,498	4,974,878
	Revenues			601,679	527,450	362,450	297,450	342,450
	Expenditures			(662,949)	(409,505)	(68,785)	(22,070)	(16,860)
	End of Year			<u>4,287,888</u>	<u>4,405,833</u>	<u>4,699,498</u>	<u>4,974,878</u>	<u>5,300,468</u>

- continued -

City of Northville
Line Item Budget for the Year Ended June 30, 2023 and
Five Year Plan - 2022 through 2026

PUBLIC IMPROVEMENT FUND (continued)

Account Number	Description	2019-20 Budget	2020-21 Actual	Proposed Projected	2022-23 Proposed Budget	2023-24 Estimated Budget	2024-25 Estimated Budget	2025-26 Estimated Budget
	Less Fund Balance Commitments/Reserves:							
	Reserved - Investment in Land (at cost)			225,000	225,000	225,000	225,000	225,000
	Reserved - Cemetery			158,162	63,162	63,162	63,162	63,162
	Committed Breakage Funds:							
	Prior Year Breakage Yet to be Designated			209,313	209,313	209,313	209,313	209,313
	Police & Fire Equipment Reserves			60,000	60,000	-	-	-
	Contingency/Grant Match			44,988	44,988	44,988	44,988	44,988
	Non-motorized Improvments			53,230	53,230	53,230	53,230	53,230
	Randolph Drain Assessment			6,129	6,129	6,129	6,129	6,129
	Street Sweeper			3,722	3,722	3,722	3,722	3,722
	Bucket Truck			50,000	50,000	-	-	-
	Fire Hall/City Hall Energy Efficiency Remodel			471,816	471,816	471,816	471,816	471,816
	Total Committed Breakage Funds			899,198	899,198	789,198	789,198	789,198
	Committed for Special Projects (Non-Breakage Funds)							
	Technology Reserve			146,631	45,631	50,631	52,631	60,131
	DPW Technology Upgrades			50,909	50,909	50,909	50,909	50,909
	Non-motorized Improvments			34,000	34,000	34,000	34,000	34,000
	Fire Hall/City Hall Energy Efficiency Remodel			751,666	751,666	751,666	751,666	751,666
	City Hall Generator			60,000	60,000	60,000	60,000	60,000
	Randolph Drain			307,259	307,259	307,259	307,259	307,259
	Fort Griswold Replacement			215,000	215,000	215,000	215,000	215,000
	Fish Hatchery Play Structure			50,000	-	-	-	-
	Contingency/Grant Match			203,810	203,810	203,810	203,810	203,810
	Projects TBD			773,694	1,153,694	1,478,694	1,738,694	2,043,694
	Total Committed Fund Balance for Special Projects			2,592,969	2,821,969	3,151,969	3,413,969	3,726,469
	Unreserved/Uncommitted Fund Balance, End of Year			412,559	396,504	470,169	483,549	496,639

SECTION VII

INTERNAL SERVICE FUND

The City's only budgeted internal service fund is the Equipment Fund. It has an overview, graphs demonstrating revenues and expenditures, and a five-year line item budget.

**City of Northville
Line Item Budget for the Year Ended June 30, 2023 and
Five Year Plan – 2022 through 2026**

ACTIVITY: Equipment Fund

FUND NUMBER: 661

SUPERVISOR: Director, Department of Public Works

General Description of Activity

This fund provides for the maintenance, repair and replacement of City-owned equipment and the public works yard. The major source of revenue for this fund comes from internal equipment rental charges. These charges are determined using published Michigan Department of Transportation equipment rates. The Equipment Fund is intended to be a self-sustaining internal service fund.

Proposed Fiscal Year Overview

Proposed is the purchase of a new truck and an asphalt hot box to help with road patching efforts. Staff will continue developing a 20-year equipment replacement plan with the goal of keeping this fund self-sustaining in the future.

Long Term Plan

Further development of a 20-year equipment replacement plan.

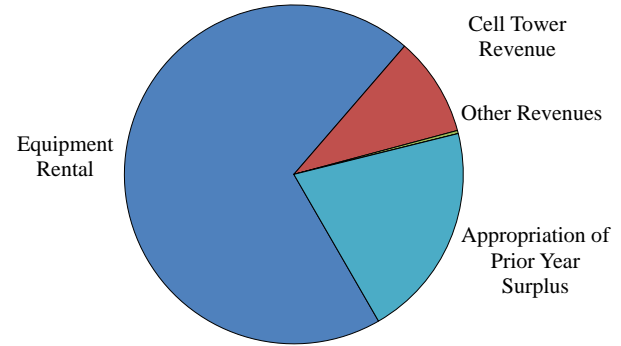
Performance Measures

	FY2019 Actual	FY2020 Actual	FY2021 Actual	FY2022 Projected	FY2023 Estimated
Efficiency & Effectiveness Measures					
Equipment Availability	88%	84%	89%	88%	90%

City of Northville
Proposed 2022-23 Equipment Fund Budget
(with historical comparative data)

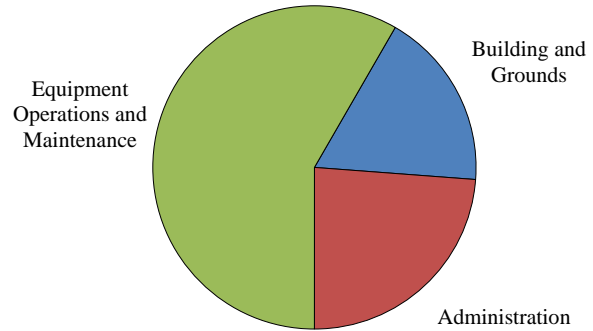
Revenues	FY21	FY22	FY23	FY23
	Actual	Projected	Proposed	% Total
Equipment Rental	\$ 326,448	\$ 275,000	\$ 277,750	69.7%
Cell Tower Revenue	-	36,726	37,828	9.5%
Other Revenues	10,381	12,638	1,190	0.3%
Operating Transfers	146,278	-	-	0.0%
Appropriation of Prior Year Surplus	-	67,005	81,897	20.5%
Total Revenues	\$ 483,107	\$ 391,369	\$ 398,665	100.0%

2022-23 Budgeted Revenues



Expenditures	FY21	FY22	FY23	FY23
	Actual	Projected	Proposed	% Total
Building and Grounds	\$ 65,324	\$ 80,594	\$ 71,210	17.9%
Administration	92,178	99,745	94,915	23.8%
Equipment Operations and Maintenance	160,730	211,030	232,540	58.3%
Total Expenditures	\$ 483,107	\$ 391,369	\$ 398,665	100.0%

2022-23 Budgeted Expenditures



City of Northville
Line Item Budget for the Year Ended June 30, 2023 and
Five Year Plan - 2022 through 2026

EQUIPMENT FUND

	2019-20 Actual	2020-21 Actual	2021-22 Projected	2022-23 Proposed Budget	2023-24 Estimated Budget	2024-25 Estimated Budget	2025-26 Estimated Budget
Revenues							
661-000-665.xxx Net Investment Income	5,464	256	-	90	90	90	90
661-000-642.090 Fuel Surcharge	961	1,125	1,100	1,100	1,100	1,100	1,100
661-000-643.000 Miscellaneous Revenue	-	-	216	-	-	-	-
661-000-667.050 Cell Tower Lease Revenue	-	-	36,726	37,828	38,963	40,132	41,336
661-000-669.900 Rental - Yard & Office Space	-	-	-	-	-	-	-
661-000-670.000 Equipment Rental	256,172	326,448	275,000	277,750	280,530	283,340	286,170
661-000-673.000 Sale of Equipment	-	9,000	11,322	-	-	-	-
	262,597	336,829	324,364	316,768	320,683	324,662	328,696
Operating Transfers							
661-000-699.405 Public Improvement Fund	-	146,278	-	-	50,000	-	-
661-000-699.596 Refuse and Recycling	16,958	-	-	-	-	-	-
	16,958	146,278	-	-	50,000	-	-
Total Revenues	279,555	483,107	324,364	316,768	370,683	324,662	328,696
Retained Earnings							
661-000-699.000 Approp. of Prior Year Surplus	70,689	-	67,005	81,897	33,874	64,251	78,219
Total Budget	350,244	483,107	391,369	398,665	404,557	388,913	406,915

- continued -

City of Northville
Line Item Budget for the Year Ended June 30, 2023 and
Five Year Plan - 2022 through 2026

EQUIPMENT FUND (continued)

	2019-20	2020-21	2021-22	2022-23	2023-24	2024-25	2025-26
	Actual	Actual	Projected	Proposed Budget	Estimated Budget	Estimated Budget	Estimated Budget
Expenses							
Building and Grounds							
661-265-706.000 Wages/Salaries	24,089	16,409	18,000	18,450	18,915	19,155	19,155
661-265-707.000 Wages/Salaries - Overtime	71	663	400	410	420	425	425
661-265-725.000 Fringe Benefits	24,706	12,878	13,000	13,000	13,250	13,500	13,750
661-265-726.600 Maintenance Supplies	13,514	6,738	11,500	7,000	7,000	7,000	7,000
661-265-801.000 Contractual Service	4,026	5,053	10,100	5,100	5,100	5,100	5,100
661-265-920.000 Trash Service	1,927	1,966	1,854	1,040	1,062	1,083	1,105
661-265-920.010 Electrical Service	5,991	6,967	7,100	7,240	7,390	7,540	7,690
661-265-920.020 Natural Gas Service	4,013	4,705	5,500	5,610	5,720	5,830	5,950
661-265-920.030 Water & Sewer Service	3,210	3,729	3,000	3,060	3,120	3,180	3,240
661-265-920.050 ERC LED Payback	-	1,044	4,270	4,270	4,270	4,270	4,270
661-265-920.060 Elec Savings Tsfr'd to Sustainability	-	199	680	680	680	680	680
661-265-956.000 Contingencies	-	-	-	-	-	390	790
661-265-962.000 Liability/Pool Insurance	1,170	1,169	1,190	1,230	1,270	1,310	1,350
661-265-962.010 Insurance - Underground Storage	3,185	3,804	4,000	4,120	4,240	4,370	4,500
	85,902	65,324	80,594	71,210	72,437	73,833	75,005
Administration							
661-261-726.000 Office Supplies	33	33	50	50	50	50	50
661-261-801.190 Computer Program Services	663	995	555	630	700	700	700
661-261-805.000 Auditing Service	2,117	2,156	2,220	2,285	2,345	2,400	2,460
661-261-853.000 Telephone	7,452	6,429	6,860	6,860	6,860	6,860	6,860
661-261-962.000 Insurance	1,166	1,119	1,060	1,090	1,120	1,150	1,180
661-261-965.000 Overhead	49,880	10,000	10,000	10,000	10,000	10,000	10,000
661-261-968.000 Depreciation Expense	57,337	71,447	79,000	74,000	74,000	74,000	74,000
	118,648	92,178	99,745	94,915	95,075	95,160	95,250

- continued -

City of Northville
Line Item Budget for the Year Ended June 30, 2023 and
Five Year Plan - 2022 through 2026

EQUIPMENT FUND (continued)

	2019-20	2020-21	2021-22	2022-23	2023-24	2024-25	2025-26
	Actual	Actual	Projected	Proposed Budget	Estimated Budget	Estimated Budget	Estimated Budget
Equipment Operations and Maintenance							
661-532-706.000 Wages/Salaries	32,651	27,410	45,000	40,000	42,380	43,000	43,000
661-532-707.000 Wages/Salaries - Overtime	80	427	500	510	520	525	525
661-532-725.000 Fringe Benefits	34,681	26,638	42,875	45,520	46,425	46,895	46,915
661-532-775.100 Small Tools & Misc Equipment	2,697	8,042	5,000	5,000	5,000	5,000	5,000
661-532-775.800 Automotive Parts	20,199	27,808	26,860	27,400	27,950	28,510	29,080
661-532-775.900 Fuel and Oil	4,041	11,783	19,000	19,000	19,000	19,000	19,000
661-532-874.000 Unfunded Pension Contributions	10,037	13,119	16,500	15,740	16,150	16,250	16,250
661-532-876.000 Retiree Medical/Dental Premiums	16,732	19,062	9,620	-	-	-	-
661-532-932.000 Maintenance & Repair Service	17,426	17,336	20,000	20,000	20,000	20,000	20,000
661-532-955.270 Underground Tank Registration	750	1,403	2,200	1,000	1,000	1,000	1,000
661-532-956.000 Contingencies	-	-	-	-	-	860	1,740
661-532-962.500 Vehicle Insurance	6,400	7,704	8,125	8,370	8,620	8,880	9,150
661-532-977.000 Capital Outlay - Equipment	-	-	15,350	50,000	50,000	30,000	45,000
	145,694	160,730	211,030	232,540	237,045	219,920	236,660
Total Expenses	350,244	318,233	391,369	398,665	404,557	388,913	406,915
Retained Earnings							
661-999-999.040 Reserve for Maint & Repair	-	164,874	-	-	-	-	-
Total Budget	350,244	483,107	391,369	398,665	404,557	388,913	406,915
Analysis of Cash Flow*							
(*Assumes minimal changes in net current assets.)							
Beginning of Year			61,417	73,412	65,515	105,641	115,390
Revenues			324,364	316,768	370,683	324,662	328,696
Expenses			(391,369)	(398,665)	(404,557)	(388,913)	(406,915)
Add back: non-cash expense (depreciation)			79,000	74,000	74,000	74,000	74,000
End of Year			73,412	65,515	105,641	115,390	111,171

SECTION VIII

Component Units

This section details the proposed activities of the Northville Downtown Development Authority (DDA) and the Brownfield Redevelopment Authority (BRA). The DDA is a Tax Incremental Finance Authority established by City ordinance in 1978 under Public Act 197. The DDA captures incremental tax increases to fund programs, improvements, and activities to enhance the downtown commercial district. The BRA is to facilitate the implementation of Brownfield Plans within the City. Included in this section is the overview, graphs demonstrating revenues and expenditures, and a five-year line item budget.

City of Northville
Line Item Budget for the Year Ended June 30, 2023 and
Five Year Plan – 2022 through 2026

ACTIVITY: Downtown Development Authority

FUND NUMBER: 248

SUPERVISOR: Downtown Development Authority



City of Northville
Line Item Budget for the Year Ended June 30, 2023 and
Five Year Plan – 2022 through 2026

Downtown Development Authority – continued

General Description of Activity

The Northville Downtown Development Authority (DDA) was created in 1978 to halt the deteriorating property values in downtown Northville. In subsequent years the Development Area described in the original plan was expanded, and several times the Plan was amended in scope. In 1997, the Northville City Council approved a two-mill operating levy as recommended by the DDA Board of Directors and allowed by State statute. The two-mill levy has been permanently reduced down to 1.8093 mills due to Headlee.

In February 2015 the DDA and City held public hearings to amend and restate the Development and Tax Increment Financing Plan for Northville. The Amended and Restated Plan consolidated the original Plan and the five subsequent amendments to the Plan into one clear and concise document and adjusts the DDA’s Development Area and Downtown District boundaries to make the two boundaries congruent. The Plan, which expires in 2040, identifies DDA projects that will be funded by TIF revenue and provides estimates and prioritization to these projects.

In 2016, the Northville DDA and the Northville City Council updated the Strategic Plan for Downtown Northville. The previous Strategic Plan was adopted in 2006 and had served as the blueprint for planning and development over the past decade. The updated Plan outlines recommendations for the physical and economic revitalization of the downtown. The plan includes short- and long-term action plans, cost estimates, financing/revenue sources, prioritized tasks, and a timeline. To assist in the implementation of the updated Strategic Plan, the DDA utilized the committee structure which assigns each recommendation to a DDA Committee: Organization, Design, Marketing, Economic Development and Parking.

The DDA staff allocates its time between physical improvement projects, economic development, parking, business recruitment and retention, planning, website maintenance, administrative duties, marketing and special events. Time is also spent working with the Northville Central Business Association, Chamber of Commerce, and City officials to achieve and maintain a vibrant and economically viable downtown. Currently the DDA is staffed by a full time Executive Director, a part-time Marketing and Communications Director, and part-time Administrative Assistant, and 3 seasonal employees.

City of Northville
Line Item Budget for the Year Ended June 30, 2023 and
Five Year Plan – 2022 through 2026

Downtown Development Authority – continued

Over the past two years the DDA has devoted the majority of its resources to assisting the business community and reducing the negative financial impact of Covid-19. In June of 2020, the DDA presented a plan to Northville City Council that allowed two of the streets in downtown to be closed to vehicular traffic. This provided the opportunity for the restaurants to expand their outdoor dining into the streets as restrictions were placed on indoor dining and social distancing. In addition, the retailers were allowed to merchandise and vend on City sidewalks. Musical entertainment was modified to provide background music to visitors and diners.

In August 2020, Northville City Council approved the establishment of a downtown Social District for Northville. Northville was one of the first communities in Michigan to establish a Social District, called the Twist. Eleven restaurants applied for and received a Social District license which permits them to sell alcohol in special “to go” cups that are identified with logos from both the licensed restaurant and the Social District. The alcohol can be consumed in a clearly marked commons area downtown which includes the sidewalks, streets, and public plazas.

In December 2020, the DDA partnered with a downtown business to deliver a unique winter dining experience. A successful fundraising effort resulted in the creation of four food stands and six dining pods. The stands and pods were designed, fabricated and installed on E. Main and N. Center Streets, allowing restaurants to sell seasonal food to diners that could be consumed downtown in an open-air environment. The Heat in the Street effort was a tremendous success bringing visitors from all over to enjoy the festive experience.

In February 2021, the Northville City Council voted unanimously to allow the streets to continue to be closed to vehicular traffic for another full year. The DDA and City, working together, continued to provide opportunities for Northville businesses to recover from the impacts of the pandemic. During this time period, the DDA postponed most of its other projects to allow DDA staff and resources to be devoted to the business community’s recovery.

City of Northville
Line Item Budget for the Year Ended June 30, 2023 and
Five Year Plan – 2022 through 2026

Proposed Fiscal Year Overview

The taxable value subject to DDA capture increased 6.3% from last year generating an additional \$46,808 in captured taxes. The State is anticipated to reimburse \$36,000 to the DDA for the small taxpayer exemption from personal property with taxable values of less than \$40,000. The taxable value for the DDA's special levy increased 5%. The 2-mill levy has been permanently reduced to 1.8093 due to Headlee. That levy provides for an additional \$3,242 over the prior year.

Northville City Council agreed to continue the expanded outdoor dining and retail merchandising until November 2022. This allows the roads to remain closed to vehicular traffic and restaurants and retail establishments to continue to expand into the streets and sidewalks. The unassigned fund balance for the end of fiscal year 2023 is projected at \$240,330, which is approximately 25% of the DDA's revenues. In addition, \$95,159 of fund balance is expected to be restricted for street improvements within the DDA boundaries. These funds will be utilized for repair of Main Street.

The City and DDA jointly finance the improvements, operation, and maintenance of the City's parking system and DPW is charged with the maintenance of the structures and the lots. Annually, the DDA makes an operating transfer to the Parking Fund for the DDA's share of the operational and maintenance costs. These expenses include lighting, sweeping, salting, striping, snow plowing and removal, and minor maintenance issues.

\$50,000 will be transferred to the General Fund to cover the downtown street lighting and electrical costs, which is approximately 33% of the street lighting costs for the entire City. \$25,000 is budgeted to be transferred to the Parking Fund in the event specific improvements to the decks are made beyond normal maintenance.

The hourly rates for seasonal employees have been increased in order to entice and retain seasonal employees. Typically, the seasonal staff work May through October. An additional seasonal position was created in 2020 to assist with the operation and maintenance of the Social District during the remainder of the year.

City of Northville
Line Item Budget for the Year Ended June 30, 2023 and
Five Year Plan – 2022 through 2026

Downtown Development Authority – continued

Departmental Goals and Objectives

- Explore refinancing of the City-issued streetscape bonds to provide revenue for DDA projects.
- Explore grants, sponsorships and other means of financing the DDA’s projects and programs.
- Replacement of fire pits in Town Square.
- Investigate opportunities to increase cardboard recycling for downtown businesses.
- Complete decorative street lighting project removing high pressure sodium lights and replacing them with LED.
- Implement the 20-year maintenance plan for parking decks and surface lots.
- Monitor performance of electric vehicle (EV) charging stations and ensure sufficient units are installed.
- Develop an inventory of spaces in the downtown and update monthly.
- Update the walking map and directories.

Performance Measures

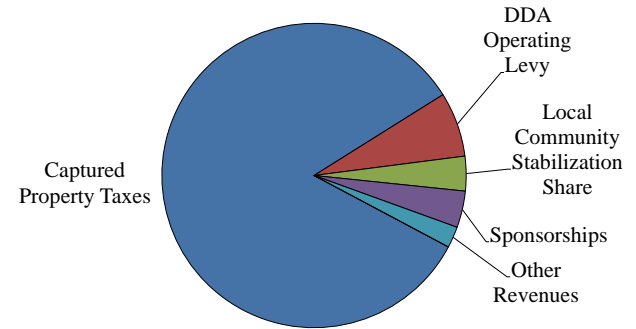
Measure	FY2019 Actual	FY2020 Actual	FY2021 Actual	FY2022 Projected	FY2023 Estimate
Inputs & Outputs					
Number of Print Ads Run	30	12	14	18	18
Number of TV Spots/Features	12	3	2	6	6
Number of Press Releases Sent	17	15	10	10	10
Number of Press Coverage Received	70	35	30	35	35
Number of Social Media Posts	700	2,500	2,500	3,000	3,000
Number of Social Media Promoted Posts	6	6	2	4	4
Facebook Followers	n/a	n/a	13,881	14,648	15,000
Instagram Followers	n/a	n/a	4,683	5,405	6,000

City of Northville
Proposed 2022-23 Downtown Development Authority Budget
(with historical comparative data)

Revenues

	FY21 Actual	FY22 Projected	FY23 Proposed	FY23 % Total
Captured Property Taxes	\$ 734,235	\$ 767,750	\$ 814,558	83.3%
DDA Operating Levy	61,007	63,974	67,216	6.9%
Local Community Stabilization Share	34,092	39,868	36,000	3.7%
Sponsorships	172,333	31,650	38,000	3.9%
Other Revenues	45,231	22,770	21,980	2.2%
Approp of Prior Year Surplus	-	9,597	-	0.0%
Total Revenues	\$ 1,046,899	\$ 935,609	\$ 977,754	100.0%

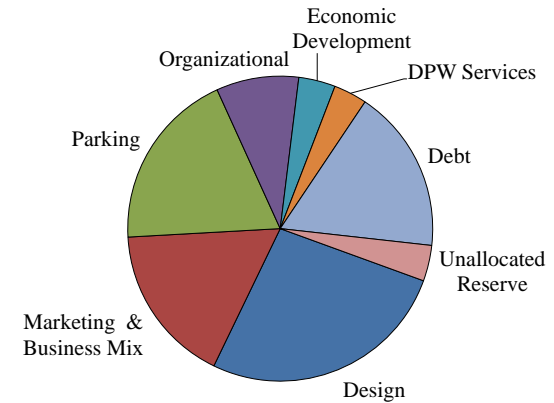
2022-23 Budgeted Revenues



Expenditures

	FY21 Actual	FY22 Projected	FY23 Proposed	FY23 % Total
Design	362,293	245,816	260,200	26.6%
Marketing & Business Mix	139,539	144,130	165,695	16.9%
Parking	157,186	184,795	186,700	19.1%
Organizational	85,043	102,003	85,505	8.7%
Economic Development	33,818	49,540	38,065	3.9%
DPW Services	33,104	34,640	34,660	3.5%
Debt	174,335	174,685	169,880	17.4%
Unallocated Reserve	61,579	-	37,049	3.8%
Total Expenditures	\$ 1,046,899	\$ 935,609	\$ 977,754	100.0%

2022-23 Budgeted Expenditures



City of Northville
Line Item Budget for the Year Ended June 30, 2023 and
Five Year Plan - 2022 through 2026

DOWNTOWN DEVELOPMENT AUTHORITY

Revenue	2019-20 Actual	2020-21 Actual	2021-22 Projected	2022-23 Proposed Budget	2023-24 Estimated Budget	2024-25 Estimated Budget	2025-26 Estimated Budget
Captured Property Taxes =							
Taxable Value Subject to Capture			28,555,582	30,347,252	30,954,197	31,573,281	32,204,747
x Estimated Tax Levies per Mill			26.8864	26.8415	26.8415	26.8415	25.7434
DDA Operating Levy =							
Prior Years' Millage Approved			1.8158	1.8093	1.8093	1.8093	1.8093
x Millage Reduction Fraction			0.9964	1.0000	1.0000	1.0000	1.0000
= Allowable Levy			1.8093	1.8093	1.8093	1.8093	1.8093
x DDA Taxable Value per Mill			35,359	37,151	37,894	38,652	39,425
248-000-404.000 Captured Property Taxes	729,072	734,235	767,750	814,558	830,849	847,466	829,052
248-000-451.000 DDA Operating Levy	59,529	61,007	63,974	67,216	68,562	69,933	71,332
248-000-412.000 Delinquent Personal Property Taxes	346	321	-	-	-	-	-
248-000-418.000 Property Taxes - Other	1	(5,485)	5,000	(1,000)	(1,000)	(1,000)	(1,000)
248-000-490.090 Newspaper Rack Registration Fees	-	-	180	180	180	180	180
248-000-490.100 Outdoor Dining/Retail Permits	-	21,768	15,000	15,000	15,000	15,000	15,000
248-000-528.000 Other Federal Grants	-	20,212	-	-	-	-	-
248-000-573.000 Local Community Stabilization Share	34,144	34,092	39,868	36,000	36,000	36,000	36,000
248-000-626.000 Miscellaneous Revenue	291	-	1,430	1,610	1,800	2,000	2,200
248-000-665.xxx Net Investment Income	17,316	3,003	-	5,490	5,490	5,490	5,490
248-000-667.020 Rental Income - Town Square	400	340	1,160	700	700	700	700
248-000-674.020 Sponsorships - Heat in the Street	-	125,433	650	-	-	-	-
248-000-677.000 Sponsorships	33,215	46,900	31,000	38,000	38,000	38,000	38,000
248-000-678.000 Insurance Proceeds	11,327	5,072	-	-	-	-	-
	885,641	1,046,899	926,012	977,754	995,581	1,013,769	996,954
Total Revenue	885,641	1,046,899	926,012	977,754	995,581	1,013,769	996,954
Fund Balance Reserve							
248-000-699.000 Approp of Prior Years' Surplus	173,756	-	9,597	-	-	-	-
Total Budget	1,059,396	1,046,899	935,609	977,754	995,581	1,013,769	996,954

- continued -

City of Northville
Line Item Budget for the Year Ended June 30, 2023 and
Five Year Plan - 2022 through 2026

DOWNTOWN DEVELOPMENT AUTHORITY (continued)

Expenditures	2019-20	2020-21	2021-22	2022-23	2023-24	2024-25	2025-26
	Actual	Actual	Projected	Proposed Budget	Estimated Budget	Estimated Budget	Estimated Budget
Design							
248-741-706.000 Wages-Regular Full Time	16,738	17,150	17,635	22,605	23,170	23,460	23,460
248-741-707.000 Wages - Overtime Seasonal	-	-	90	-	-	-	-
248-741-709.000 Wages - Seasonals	21,267	45,243	61,850	64,880	64,880	64,880	64,880
248-741-725.000 Fringe Benefits	6,822	11,334	12,880	13,540	14,820	14,940	14,940
248-741-726.000 Supplies	237	356	500	500	500	500	500
248-741-775.200 Downtown Materials	14,165	24,152	23,345	27,145	22,645	29,645	22,645
248-741-775.210 Social District Expenditures	-	-	1,800	800	-	-	-
248-741-775.900 Fuel & Oil	217	279	750	400	400	400	400
248-741-801.000 Contractual Services	29,128	20,767	30,690	31,470	26,470	28,510	28,510
248-741-801.160 Public Restroom Program	1,916	4,326	4,000	4,000	4,000	4,000	4,000
248-741-920.010 Electrical Service - Town Square	5,798	7,342	4,390	1,420	1,450	1,480	1,510
248-741-920.020 Natural Gas Service - Town Square	8,907	9,548	8,250	8,410	8,580	8,750	8,920
248-741-920.030 Water Service - Irrigation	6,590	2,724	8,860	9,300	9,760	10,240	10,740
248-741-938.120 Landscape Maintenance	27,880	33,980	32,310	35,310	35,310	35,310	35,310
248-741-938.160 Brick Repair & Maintenance	-	-	-	2,000	2,000	2,000	2,000
248-741-955.210 Signage and Marker Projects	-	-	12,000	500	-	-	-
248-741-962.500 Vehicle Insurance	356	385	406	420	430	440	450
248-741-967.000 Capital Outlay <\$5,000	-	1,000	-	-	-	-	-
248-741-967.050 Alleyway Improvements	15,000	-	-	-	-	-	-
248-741-976.010 Street Furnishings	57,068	25,675	23,000	37,500	12,500	12,500	12,500
248-741-977.000 Capital Outlay . \$5,000	-	158,031	-	-	-	-	-
248-741-995.405 Transfer to City - Cameras	-	-	3,060	-	-	-	-
	212,089	362,293	245,816	260,200	226,915	237,055	230,765

- continued -

City of Northville
Line Item Budget for the Year Ended June 30, 2023 and
Five Year Plan - 2022 through 2026

DOWNTOWN DEVELOPMENT AUTHORITY (continued)

	2019-20	2020-21	2021-22	2022-23	2023-24	2024-25	2025-26
Expenditures (continued)	Actual	Actual	Projected	Proposed Budget	Estimated Budget	Estimated Budget	Estimated Budget
Marketing & Business Mix							
248-742-706.000 Wages-Regular Full Time	16,738	17,150	17,635	18,085	18,535	18,765	18,765
248-742-709.000 Wages - Part Time	13,461	16,180	14,595	30,865	31,640	32,035	32,035
248-742-725.000 Fringe Benefits	6,218	8,367	8,130	8,625	9,440	9,515	9,515
248-742-726.000 Supplies	9	-	-	50	50	50	50
248-742-801.000 Contractual Services	57,731	50,764	55,365	55,865	55,865	55,865	55,865
248-742-801.340 Web Site	940	1,404	1,355	1,355	1,355	1,355	1,355
248-742-955.160 Downtown Programs & Promotions	35,505	45,674	44,300	50,100	52,000	52,000	52,000
248-742-955.190 Business Retention Program	-	-	2,750	750	2,750	750	2,750
	130,601	139,539	144,130	165,695	171,635	170,335	172,335
Parking							
248-743-706.000 Wages-Regular Full Time	8,369	8,575	8,820	9,045	9,270	9,385	9,385
248-743-709.000 Wages-Part Time Admin	1,346	1,618	1,460	-	-	-	-
248-743-725.000 Fringe Benefits	2,692	3,683	3,615	3,445	3,775	3,805	3,805
248-743-726.000 Supplies	-	-	-	50	50	50	50
248-743-955.200 Downtown Parking Program	-	90	-	500	-	500	-
248-743-995.101 Contrib. to General Fund - Street Lights	50,000	50,000	50,000	50,000	50,000	50,000	50,000
248-743-995.230 Contrib. to Parking Fund - Maintenance	90,420	93,220	95,900	98,660	101,500	104,430	107,440
248-743-995.230 Contrib. to Parking Fund - Improvements	250,933	-	25,000	25,000	25,000	25,000	25,000
	403,761	157,186	184,795	186,700	189,595	193,170	195,680
Debt							
248-906-995.303 Contribution to DDA Debt Service Fund	173,830	174,335	174,685	169,880	170,075	167,561	-
	173,830	174,335	174,685	169,880	170,075	167,561	-

- continued -

City of Northville
Line Item Budget for the Year Ended June 30, 2023 and
Five Year Plan - 2022 through 2026

DOWNTOWN DEVELOPMENT AUTHORITY (continued)

Expenditures (continued)	2019-20 Actual	2020-21 Actual	2021-22 Projected	Proposed Budget	Estimated Budget	Estimated Budget	Estimated Budget
Organizational							
248-744-706.000 Wages-Regular Full Time	20,923	21,437	22,045	13,565	13,900	14,075	14,075
248-744-709.000 Wages-Part Time Admin	6,730	8,090	28,100	20,120	20,620	20,880	20,880
248-744-725.000 Fringe Benefits	7,205	9,729	9,315	5,745	6,290	6,340	6,340
248-744-726.000 Supplies	3,346	1,890	2,850	2,750	750	750	750
248-744-730.000 Postage	14	-	50	50	50	50	50
248-744-731.000 Publications	65	130	65	65	65	65	65
248-744-801.190 Computer Program Services	4,349	8,540	5,315	2,530	2,805	2,805	2,805
248-744-802.010 Legal Services	13,773	8,301	5,500	11,000	4,000	4,000	4,000
248-744-805.000 Auditing Services	4,868	4,961	5,105	5,250	5,395	5,500	5,610
248-744-900.000 Printing & Publishing	1,091	2,116	1,315	1,215	1,215	1,215	1,215
248-744-920.000 Utilities	1,330	1,296	1,300	1,300	1,300	1,300	1,300
248-744-956.000 Contingencies	-	-	-	-	-	3,340	7,590
248-744-958.000 Membership & Dues	1,290	1,395	1,395	1,395	1,395	1,395	1,395
248-744-960.000 Education & Training	601	75	350	850	850	850	850
248-744-962.000 Insurance	5,496	4,373	6,338	6,450	6,570	6,690	6,820
248-744-965.000 Overhead	12,100	12,710	12,960	13,220	13,480	13,750	14,030
	83,181	85,043	102,003	85,505	78,685	83,005	87,775
Economic Development							
248-745-706.000 Wages-Regular Full Time	20,922	21,437	22,045	27,125	27,800	28,150	28,150
248-745-709.000 Wages-Part Time Admin	2,692	3,236	2,920	-	-	-	-
248-745-725.000 Fringe Benefits	6,678	9,145	8,975	10,340	11,315	11,410	11,410
248-745-726.000 Supplies	-	-	100	100	100	100	100
248-745-801.000 Contractual Services	180	-	-	-	-	-	-
248-745-803.200 Planning Studies	-	-	15,000	-	-	-	-
248-745-955.190 Business Retention Program	-	-	500	500	500	500	500
	30,472	33,818	49,540	38,065	39,715	40,160	40,160

- continued -

City of Northville
Line Item Budget for the Year Ended June 30, 2023 and
Five Year Plan - 2022 through 2026

DOWNTOWN DEVELOPMENT AUTHORITY (continued)

Expenditures (continued)	2019-20	2020-21	2021-22	2022-23	2023-24	2024-25	2025-26
	Actual	Actual	Projected	Proposed Budget	Estimated Budget	Estimated Budget	Estimated Budget
DPW Services							
248-573-706.000 Wages-Regular Full Time	10,276	11,040	11,500	11,500	11,500	11,500	11,500
248-573-707.000 Wages-Regular Overtime	353	490	500	500	500	500	500
248-573-725.000 Fringe Benefits	10,578	10,087	11,000	11,000	11,000	11,000	11,000
248-573-801.020 Automotive Services	394	534	525	525	525	525	525
248-573-943.000 Equipment Rental	3,863	10,953	11,115	11,135	11,150	11,165	11,175
	25,463	33,104	34,640	34,660	34,675	34,690	34,700
Total Expenditures	1,059,396	985,319	935,609	940,705	911,295	925,976	761,415
Fund Balance Reserve							
248-999-999.00 Unallocated Reserve	-	61,579	-	37,049	84,286	87,793	235,539
	-	61,579	-	37,049	84,286	87,793	235,539
Total Budget	1,059,396	1,046,899	935,609	977,754	995,581	1,013,769	996,954
Analysis of Fund Balance:							
Beginning of Year			360,131	350,534	387,583	471,869	559,662
Revenues			926,012	977,754	995,581	1,013,769	996,954
Expenditures			(935,609)	(940,705)	(911,295)	(925,976)	(761,415)
End of Year Fund Balance			350,534	387,583	471,869	559,662	795,201
Assigned for Street Improvements			71,300	95,159	119,118	143,155	167,193
Nonspendable - Prepays			9,975	9,975	9,975	9,975	9,975
Assigned for Compensated Absences			42,119	42,119	42,119	42,119	42,119
Fund Balance Unassigned			227,140	240,330	300,657	364,413	575,914
			350,534	387,583	471,869	559,662	795,201
Unassigned Fund Balance as a % of Revenues			25%	25%	30%	36%	58%

City of Northville
Line Item Budget for the Year Ended June 30, 2023 and
Five Year Plan – 2022 through 2026

ACTIVITY: Brownfield Redevelopment Authority

FUND NUMBER: 243

SUPERVISOR: City Manager

General Description of Activity

The purpose of the Brownfield Redevelopment Authority is to facilitate the implementation of Brownfield Plans relating to the identification and treatment of environmentally distressed, functionally obsolete and/or blighted areas so as to promote revitalization within the municipal limits of the City of Northville. The Brownfield Authority composition includes 7 members.

Proposed Fiscal Year Overview

Currently there are not any approved redevelopment plans. Therefore, no activity is budgeted for the proposed fiscal year.

Long Term Goals & Objectives

This fund will remain in existence for the duration of any approved Brownfield redevelopment plans.

City of Northville
Line Item Budget for the Year Ended June 30, 2023 and
Five Year Plan - 2022 through 2026

BROWNFIELD REDEVELOPMENT AUTHORITY

	2019-20	2020-21	2021-22	2022-23	2023-24	2024-25	2025-26
Revenue	Actual	Actual	Projected	Proposed Budget	Estimated Budget	Estimated Budget	Estimated Budget
Captured Property Taxes =							
Taxable Value Subject to Capture			-	-	-	-	-
x Estimated Tax Levies per Mill			0.0000	0.0000	0.0000	0.0000	0.0000
243-000-404.000 Captured Property Taxes	-	-	-	-	-	-	-
243-000-490.240 Application Fees	-	-	4,000	-	-	-	-
243-000-665.xxx Net Investment Income	-	-	-	-	-	-	-
	-	-	4,000	-	-	-	-
Operating Transfers							
243-000-699.101 General Fund	-	-	7,100	-	-	-	-
Total Revenue	-	-	11,100	-	-	-	-
Fund Balance Reserve							
243-000-699.000 Approp of Prior Years' Surplus	-	-	-	-	-	-	-
Total Budget	-	-	11,100	-	-	-	-
Expenditures							
243-261-801.000 Contractual Services	-	-	10,000	-	-	-	-
243-261-802.110 Transcription Services	-	-	1,100	-	-	-	-
	-	-	11,100	-	-	-	-
Total Expenditures	-	-	11,100	-	-	-	-
Fund Balance Reserve							
243-999-999.000 Unallocated Reserve	-	-	-	-	-	-	-
Total Budget	-	-	11,100	-	-	-	-
Analysis of Fund Balance:							
Beginning of Year			-	-	-	-	-
Revenues			11,100	-	-	-	-
Expenditures			(11,100)	-	-	-	-
End of Year Fund Balance			-	-	-	-	-

SECTION IX

CAPITAL IMPROVEMENT PROGRAM

This section provides detailed descriptions and operational impacts of the projected and proposed capital improvement expenditures. They are summarized and shown by Fund.

**City of Northville
Fiscal Year 2023 Annual Budget
And Six-Year Plan – 2022 through 2027**

SIX-YEAR CAPITAL IMPROVEMENT PLAN

The following document is the City's Six Year Capital Improvement Plan (CIP) which is essential to the planning process of the City of Northville. This plan complies with the Planning Enabling Act which is further explained on page IX - 2. In its desire to provide quality service and facilities to its residents, the City of Northville realizes that needs and wants always exceed resources. This multi-year plan provides a framework in which desired acquisitions and projects are prioritized and matched with finite resources. The goal in developing the six-year program is to plan for and guide needed capital improvements and expenditures in a fiscally sound manner. This ensures that these improvements are consistent with the goals and policies of the City Council and the residents of the City of Northville.

The Six Year Capital Improvement Plan is directly related to the budget document. As mentioned, the plan entails a six-year overview of the capital needs of the City. However, the second column of the schedule entitled 2022-23 Proposed Budget includes the capital expenditures that are programmed in the actual budget document. Therefore, a direct link can be seen between the two documents just as a strategic planning environment necessitates.

The Six-Year CIP details capital expenditures, funding sources and the operational impact of equipment, technology improvements, vehicles, furniture and fixtures, building improvements and infrastructure improvements. Capital expenditures are defined as large capital purchases and construction projects costing more than \$5,000. The City also maintains Twenty Year Capital Improvement Plans for the Street, Drainage and Sidewalk Improvement (SDSI) Program, the Water system, the Fire Equipment Replacement Fund and the Police Equipment Replacement Fund. Capital expenditures can be either routine or nonroutine. Routine capital expenditures are those that are included in almost every budget. Their impact on the operating budget is to reduce repairs and maintenance expense. The greater benefit is being able to provide a consistent, reliable high level of service to Northville residents and businesses.

The FY23 budget includes approximately \$3 million of capital expenditures. A large portion of the significant expenditures for FY23 involve street and watermain improvements.

City of Northville
Capital Improvement Program
Six Year Plan – 2022 through 2027

Public Act 33 of 2008 (MCL 125.3865), commonly known as the “Planning Enabling Act”, requires local governments to prepare an annual capital improvements plan. This law assigns the responsibility for the annual capital improvements plan to the Planning Commission. This Act also allows the Planning Commission to exempt itself from that requirement. In that situation, the legislative body shall then be responsible for reviewing and adopting the plan.

For many years, the City Council has included a long-term capital improvements plan as part of its annual budget process. This plan exceeds the requirements of the Planning Enabling Act. Accordingly, the Planning Commission adopted a resolution on October 7, 2008 which continues to place that responsibility with the City Council. A similar resolution was adopted by the City Council on November, 17, 2008 (see right).

#08-24

City of Northville
City Council Resolution
Capital Improvements Plan

WHEREAS, the City of Northville Planning Commission is required by PA 33 of 2008, the Michigan Planning Enabling Act, to annually prepare a Capital Improvements Plan.

WHEREAS, Section 65 of PA 33 allows the Planning Commission to be exempted from the requirements of developing the Capital Improvements Plan.

WHEREAS, the City Council for the City of Northville is responsible for overseeing the City budget, and the scheduling of capital investment or expenditures as authorized in the City Code of Ordinances.

WHEREAS, the Planning Commission for the City of Northville passed a resolution on October 7, 2008 which exempts the Planning Commission from the responsibilities of preparing a Capital Improvements Plan and has deferred this responsibility to the City of Northville City Council.


NOW THEREFORE BE IT RESOLVED, that the City of Northville City Council accepts this responsibility of developing an annual Capital Improvements Plan.

BE IT FURTHER RESOLVED that the City of Northville, Wayne County, and Oakland County, Michigan, do hereby certify the foregoing is a true and complete copy of a resolution offered and adopted by the Northville City Council at a regular meeting held on November 17, 2008.

The foregoing resolution was motioned by Allen and seconded by Darga.

Yes: Allen, Darga, Bingham, Fecht, Johnson
No: None
Absent: None

Approved and adopted this 17th day of November 2008.


Christopher J. Johnson, Mayor

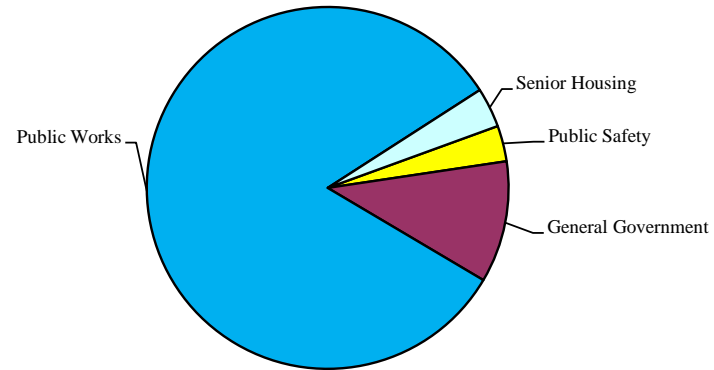
I hereby certify that the foregoing is a true and complete copy of a resolution adopted by the City Council of the City of Northville, Michigan, at a Regular meeting held on November 17, 2008, and that said meeting was conducted and public notice of said meeting was given pursuant to and in full compliance with the Open Meetings Act, being Act 267, Public Acts of Michigan, 1976, and that the minutes of said meeting were kept and will be or have been made available as required by said Act.


Dianne Massa, City Clerk

City of Northville
 Line Item Budget for the Year Ended June 30, 2023 and
 Six Year Capital Improvement Plan - 2022-2027
 Summary by Category

Capital Improvement Category	FY 2023	
	Expenditures	Percent of Total
Public Safety	\$ 96,551	3.2%
General Government	328,000	10.7%
Public Works	2,486,706	81.4%
Senior Housing	107,000	3.5%
Totals	\$ 3,053,257	100.0%

2022-23 Capital Expenditure by Category

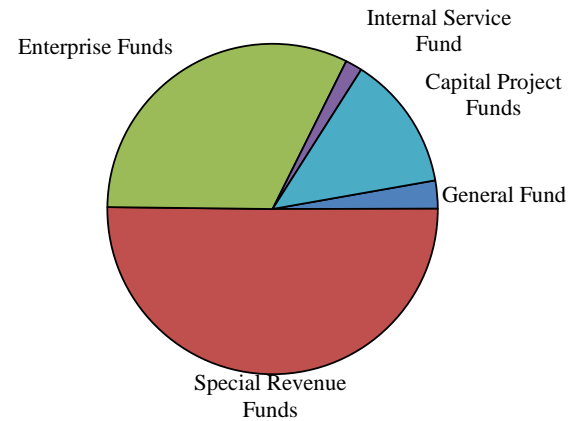


For graphing purposes, the following categories have been consolidated.
 Public Safety includes Police and Fire
 General Government includes Technology, Public Facilities and Equipment
 Public Works includes Street, Sidewalks, Parking, Refuse and Recycling, and Water and Sanitary Sewer

City of Northville
Line Item Budget for the Year Ended June 30, 2023 and
Six Year Capital Improvement Plan - 2022-2027
Summary by Fund Type and Fiscal Year

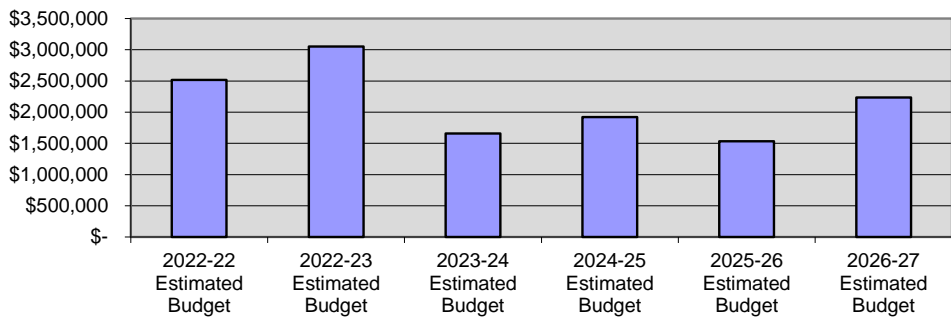
2022-23 Capital Expenditures By Fund Type

Capital Improvement Fund Type	FY 2023 Expenditures	Percent of Total
General Fund	\$ 83,000	2.7%
Special Revenue Funds	1,515,569	49.6%
Enterprise Funds	971,137	31.8%
Internal Service Fund	50,000	1.6%
Capital Project Funds	398,551	13.1%
Totals	\$ 3,053,257	100.0%



Capital Improvement Expenditures by Fiscal Year

Fiscal Year	Budgeted Amount
2022-22 Estimated Budget	\$ 2,514,326
2022-23 Estimated Budget	3,053,257
2023-24 Estimated Budget	1,657,500
2024-25 Estimated Budget	1,921,600
2025-26 Estimated Budget	1,533,500
2026-27 Estimated Budget	2,234,600
Six Year Total	\$ 12,914,783



City of Northville
Line Item Budget for the Year Ended June 30, 2023 and
Six Year Capital Improvement Plan - 2022-2027
Capital Improvement Plan - Summary by Fund

Fund	2021-22 Projected Budget	2022-23 Proposed Budget	2023-24 Estimated Budget	2024-25 Estimated Budget	2025-26 Estimated Budget	2026-27 Estimated Budget	Six Year Total
101 General Fund	\$ 25,000	\$ 83,000	\$ -	\$ 8,000	\$ 6,000	\$ -	\$ 122,000
Special Revenue Funds							
202 Major Streets	84,460	278,300	-	-	-	-	362,760
203 Local Streets	1,201,159	1,237,269	735,000	735,000	735,000	735,000	5,378,428
230 Parking	200,000	-	-	-	-	-	200,000
Enterprise Funds							
592 Water and Sewer	181,175	971,137	690,000	650,000	650,000	650,000	3,792,312
Internal Service Funds							
661 Equipment Fund	15,350	50,000	50,000	30,000	45,000	45,000	235,350
Capital Project Funds							
405 Public Improvement Fund	247,200	195,000	-	-	-	-	442,200
402 Fire Equipment Replacement Fund	29,000	45,000	20,000	160,000	15,000	731,000	1,000,000
403 Police Equipment Replacement Fund	68,972	51,551	91,300	198,600	72,500	73,600	556,523
404 Housing Commission Capital Outlay Fund	430,010	107,000	61,200	130,000	-	-	728,210
Component Unit							
248 Downtown Development Authority	32,000	35,000	10,000	10,000	10,000	-	97,000
Totals	\$ 2,514,326	\$ 3,053,257	\$ 1,657,500	\$ 1,921,600	\$ 1,533,500	\$ 2,234,600	\$ 12,914,783

City of Northville
Line Item Budget for the Year Ended June 30, 2023 and
Six Year Capital Improvement Plan - 2022-2027
Capital Improvement Plan - Summary of Funding Sources

Fund	2021-22 Projected Budget	2022-23 Proposed Budget	2023-24 Estimated Budget	2024-25 Estimated Budget	2025-26 Estimated Budget	2026-27 Estimated Budget	Six Year Total
101 General Fund							
Direct Purchases	\$ -	\$ -	\$ -	\$ -	\$ 6,000	\$ -	\$ 6,000
Technology Reserve	25,000	83,000	-	8,000	-	-	116,000
101 Totals	25,000	83,000	-	8,000	6,000	-	122,000
202 Major Streets Fund							
1997 Street Millage	84,460	278,300	-	-	-	-	362,760
202 Totals	84,460	278,300	-	-	-	-	362,760
203 Local Streets Fund							
1997 Street Millage	1,201,159	1,237,269	735,000	735,000	735,000	735,000	5,378,428
203 Totals	1,201,159	1,237,269	735,000	735,000	735,000	735,000	5,378,428
230 Parking Fund							
Breakage & Special Projects Reserve	200,000	-	-	-	-	-	200,000
230 Totals	200,000	-	-	-	-	-	200,000
405 Public Improvement Fund							
Cemetery Grave Sales	60,000	95,000	-	-	-	-	155,000
Breakage & Special Projects Reserve	127,200	50,000	-	-	-	-	177,200
Northville Township Contribution	60,000	50,000	-	-	-	-	110,000
405 Totals	247,200	195,000	-	-	-	-	442,200
592 Water and Sewer							
User Charges	181,175	971,137	690,000	650,000	650,000	650,000	3,792,312
592 Totals	181,175	971,137	690,000	650,000	650,000	650,000	3,792,312
661 Equipment Fund							
Equipment Rental	15,350	50,000	-	30,000	45,000	45,000	185,350
Breakage	-	-	50,000	-	-	-	50,000
661 Totals	15,350	50,000	50,000	30,000	45,000	45,000	235,350

Continued

City of Northville
Line Item Budget for the Year Ended June 30, 2023 and
Six Year Capital Improvement Plan - 2022-2027
Capital Improvement Plan - Summary of Funding Sources

Fund - continued	2021-22 Projected Budget	2022-23 Proposed Budget	2023-24 Estimated Budget	2024-25 Estimated Budget	2025-26 Estimated Budget	2026-27 Estimated Budget	Six Year Total
402 Fire Equipment Replacement Fund							
Direct Purchases	29,000	45,000	20,000	160,000	15,000	731,000	1,000,000
Grants	-						-
402 Totals	29,000	45,000	20,000	160,000	15,000	731,000	1,000,000
		-					
403 Police Equipment Replacement Fund							
Direct Purchases	68,972	51,551	91,300	198,600	72,500	73,600	556,523
403 Totals	68,972	51,551	91,300	198,600	72,500	73,600	556,523
404 Housing Commission Capital Outlay							
Tenant Rent Revenue	430,010	107,000	61,200	130,000	-	-	728,210
404 Total	430,010	107,000	61,200	130,000	-	-	728,210
248 Downtown Development Authority							
Captured Taxes	32,000	35,000	10,000	10,000	10,000	-	97,000
Private Donations	-	-	-	-	-	-	-
248 Totals	32,000	35,000	10,000	10,000	10,000	-	97,000
All Fund Totals							
Direct Purchases	97,972	96,551	111,300	358,600	93,500	804,600	1,562,523
1997 Street Millage	1,285,619	1,515,569	735,000	735,000	735,000	735,000	5,741,188
Tenant Rent Revenue	430,010	107,000	61,200	130,000	-	-	728,210
Cemetery Sales	60,000	95,000	-	-	-	-	155,000
User Charges	181,175	971,137	690,000	650,000	650,000	650,000	3,792,312
Equipment Rental	15,350	50,000	-	30,000	45,000	45,000	185,350
Breakage & Special Projects Reserve	327,200	50,000	50,000	-	-	-	427,200
Technology Reserve	25,000	83,000	-	8,000	-	-	116,000
Captured Taxes	32,000	35,000	10,000	10,000	10,000	-	97,000
Northville Township Contribution	60,000	50,000	-	-	-	-	110,000
Grand Totals	\$ 2,514,326	\$ 3,053,257	\$ 1,657,500	\$ 1,921,600	\$ 1,533,500	\$ 2,234,600	\$ 12,914,783

Capital Improvement Plan

General Fund

City of Northville
Line Item Budget for the Year Ended June 30, 2023 and
Six Year Plan - 2022-2027
Capital Improvement Plan - General Fund

Project	Category	2021-22 Projected	2022-23 Proposed Budget	2023-24 Estimated Budget	2024-25 Estimated Budget	2025-26 Estimated Budget	2026-27 Estimated Budget	Six-Year Total
<p>Server Replacement : DESCRIPTION: In order to maintain a dependable wide area network, it is advisable to plan for network server upgrades on a regular basis. In addition to the age of the equipment, storage capacity, memory, and operating system changes can impact the system's reliability. JUSTIFICATION: The virtual server system requires replacement every four years in order to maintain system reliability. FUNDING SOURCE: Technology Reserves.</p>	Technology	-	60,000	-	-	-	-	60,000
<p>Statewide Voting Equipment: DESCRIPTION: Verity Scanners JUSTIFICATION: Additional scanners will be required with the creation of new voting precincts made necessary if the development of the Foundry Flask and Northville Downs property is approved. FUNDING SOURCE: General Fund</p>	City Clerk	-	-	-	-	6,000	-	6,000
<p>Large Format Copier/Scanner DESCRIPTION: . New copier/scanner for large documents such as maps and plans. Additional server capacity. JUSTIFICATION: Allow conversion of paper plans and maps into electronic copies. Staff can process FOIA requests in-house. FUNDING SOURCE: Technology Reserves</p>	Technology	25,000	-	-	-	-	-	25,000

City of Northville
Line Item Budget for the Year Ended June 30, 2023 and
Six Year Plan - 2022-2027
Capital Improvement Plan - General Fund

Project	Category	2021-22 Projected	2022-23 Proposed Budget	2023-24 Estimated Budget	2024-25 Estimated Budget	2025-26 Estimated Budget	2026-27 Estimated Budget	Six-Year Total
City Hall Copiers: DESCRIPTION: A large capacity copy machine is necessary for all departments located in City Hall. The machine is used to produce multiple page documents and is networked to computer workstations. A smaller version is necessary for the Police Department. JUSTIFICATION: Last units were purchased in 2015. Life expectancy is estimated at 6-8 years. FUNDING SOURCE: Technology Reserves	Technology	-	23,000	-	-	-	-	23,000
Postage Machine: DESCRIPTION: Postage machine located in City Hall. JUSTIFICATION: The current machine was purchased in FY18. The postage machine is on a six year replacement cycle. A new machine will reduce downtime associated with older machines. FUNDING SOURCE: Technology Reserves	Technology	-	-	-	8,000	-	-	8,000
Totals for 101-350-982.01		-	-	-	-	-	-	-
Totals for Fund 101		25,000	83,000	-	8,000	6,000	-	122,000

Capital Improvement Plan

Special Revenue Funds

City of Northville
Line Item Budget for the Year Ended June 30, 2023 and
Six Year Plan - 2022-2027
Capital Improvement Plan - Major Streets

Project	Category	2021-22 Projected	2022-23 Proposed Budget	2023-24 Estimated Budget	2024-25 Estimated Budget	2025-26 Estimated Budget	2026-27 Estimated Budget	Six-Year Total
<u>Mill & Overlay (Randolph)</u> DESCRIPTION: Work includes mill and overlay with spot repair and replacement of sidewalks and curbs. JUSTIFICATION: These roads are in poor condition and require repairs and improvements. FUNDING SOURCE: Street Millage	Street	84,460	278,300					362,760
Totals for Fund 202		84,460	278,300	-	-	-	-	362,760

City of Northville
Line Item Budget for the Year Ended June 30, 2023 and
Six Year Plan - 2022-2027
Capital Improvement Plan - Local Streets

Project	Category	2021-22 Projected	2022-23 Proposed Budget	2023-24 Estimated Budget	2024-25 Estimated Budget	2025-26 Estimated Budget	2026-27 Estimated Budget	Six-Year Total
Sidewalk Repair and Replacement: DESCRIPTION: As part of a formal plan adopted by City Council to improve streets, drainage and sidewalks, priority projects are selected each budget year. JUSTIFICATION: It is necessary that the City systematically address damaged, broken or heaved sidewalks to reduce trip hazards in the sidewalk system. FUNDING SOURCE: Voter approved street millage (1997)	Sidewalk	68,563	35,000	35,000	35,000	35,000	35,000	243,563
2020 Local Road Reconstruction (Stanstead, Allen, Potomac, N Rogers) DESCRIPTION: Completion of full reconstruction started in Summer/Fall 2020. JUSTIFICATION: To maintain passer rating above 6.0 FUNDING SOURCE: Voter approved street millage (1997)	Street	25,000	-	-	-	-	-	25,000
2021 Local Road Reconstruction (High, Fairbrook Ct, Fairbrook St, Wing Ct, Carrington, Jeffrey, Canterbury, Maplewood) DESCRIPTION: Full reconstruction planned for the 2021 construction season. JUSTIFICATION: To maintain passer rating above 6.0 FUNDING SOURCE: Voter approved street millage (1997)	Street	781,245	-	-	-	-	-	781,245
Annual Street Improvements DESCRIPTION: Use of voter approved street millage in 1997 for street improvements. Specific streets to be reconstructed or repaired will be evaluated annually. JUSTIFICATION: To maintain passer rating above 6.0. FUNDING SOURCE: Voter approved street millage (1997)	Street	23,866	160,000	700,000	700,000	700,000	700,000	2,983,866

City of Northville
Line Item Budget for the Year Ended June 30, 2023 and
Six Year Plan - 2022-2027
Capital Improvement Plan - Local Streets

Project	Category	2021-22 Projected	2022-23 Proposed Budget	2023-24 Estimated Budget	2024-25 Estimated Budget	2025-26 Estimated Budget	2026-27 Estimated Budget	Six-Year Total
<u>2022 Street Improvements (Lake St , Morgan Blvd, Andover, Grace)</u> DESCRIPTION: Work includes mill, overlay and replacement with spot repair and replacement of sidewalks and curbs. JUSTIFICATION: To maintain passer rating above 6.0. FUNDING SOURCE: Voter approved street millage (1997)		302,485	1,042,269					1,344,754
Totals for Fund 203		1,201,159	1,237,269	735,000	735,000	735,000	735,000	5,378,428

City of Northville
Line Item Budget for the Year Ended June 30, 2023 and
Six Year Plan - 2022-2027
Capital Improvement Plan - Parking

Project	Category	2021-22 Projected	2022-23 Proposed Budget	2023-24 Estimated Budget	2024-25 Estimated Budget	2025-26 Estimated Budget	2026-27 Estimated Budget	Six-Year Total
Parking Lot Improvements TBD DESCRIPTION: Reconstruct entire parking lot. JUSTIFICATION: The parking lot is in poor condition. FUNDING SOURCE: Parking Reserves in Public Improvement Fund	Parking	200,000	-	-	-	-	-	200,000
Totals for Fund 230		200,000	-	-	-	-	-	200,000

Capital Improvement Plan

Capital Project Funds

City of Northville
Line Item Budget for the Year Ended June 30, 2023 and
Six Year Plan - 2022-2027
Capital Improvement Plan - Public Improvement Fund

Project	Category	2021-22 Projected	2022-23 Proposed Budget	2023-24 Estimated Budget	2024-25 Estimated Budget	2025-26 Estimated Budget	2026-27 Estimated Budget	Six-Year Total
City Entrance Sign Project: DESCRIPTION: Design and replacement of 5 existing city entrance signs JUSTIFICATION: The existing entrance signs are in disrepair due to age and weather exposure. FUNDING SOURCE: Public Improvement Fund Reserves	Land Improvements	67,200	-	-	-	-	-	67,200
Cemetery Improvements: DESCRIPTION: Replace roof, gutters, and windows on mausoleum (FY22) and Installation of a Columbarium ((FY23). JUSTIFICATION: The mausoleum is in disrepair and the roof, gutters, and windows are in need of replacement. The columbarium would be a new structure for the respectful, and usually public, storage of urns. FUNDING SOURCE: Cemetery Sales	Buidling Improvements	60,000	95,000	-	-	-	-	155,000
Fish Hatchery Parking Lot Paving: DESCRIPTION: Parking lot paving and striping. JUSTIFICATION: The current gravel lot generates significant runoff whenever it rains, resulting in silt filling up the adjacent pond. The paving will result in improved long-term conditions of the pond and provide a greatly improved parking lot for park users, including ADA accessibility. FUNDING SOURCE: Split equally between City and Northville Township.	Parks	120,000	-	-	-	-	-	120,000

City of Northville
Line Item Budget for the Year Ended June 30, 2023 and
Six Year Plan - 2022-2027
Capital Improvement Plan - Public Improvement Fund

Project	Category	2021-22 Projected	2022-23 Proposed Budget	2023-24 Estimated Budget	2024-25 Estimated Budget	2025-26 Estimated Budget	2026-27 Estimated Budget	Six-Year Total
Fish Hatchery Playground Replacement: DESCRIPTION: Replace the play structure with a new structure. JUSTIFICATION: The current play structure was installed in 1995; it is in poor condition and no longer meets current safety and accessibility standards. FUNDING SOURCE: Split equally between City and Northville Township.	Parks	-	100,000	-	-	-	-	100,000
Totals for Fund 405		247,200	195,000	-	-	-	-	442,200

City of Northville
Line Item Budget for the Year Ended June 30, 2023 and
Six Year Plan - 2022-2027
Capital Improvement Plan - Fire Equipment Replacement Fund

Project	Category	2021-22 Projected	2022-23 Proposed Budget	2023-24 Estimated Budget	2024-25 Estimated Budget	2025-26 Estimated Budget	2026-27 Estimated Budget	Six-Year Total
<u>Pagers</u> DESCRIPTION: Tone activated radio pagers to alert on-call fire department personnel to incidents requiring a fire department response. This is the primary method for alerting on-call personnel. JUSTIFICATION: The current pagers will be outdated and expensive to repair. FUNDING SOURCE: Fire Equipment Replacement Fund	Fire	-	45,000	-	-	-	-	45,000
<u>Pumper Truck:</u> DESCRIPTION: Replacement of current American LaFrance pumper vehicle (1751) purchased in 2001. JUSTIFICATION: Due to changes in technology, the new truck will have improved safety features. Additionally, maintenance is difficult on the current vehicle because the manufacturer is no longer in business making it extremely difficult to get parts for repairs. The new unit will become the primary full size pumper at Station 1. FUNDING SOURCE: Fire Equipment Replacement Fund Reserves	Fire	-	-	-	-	-	700,000	700,000
<u>Hydraulic Rescue Tools</u> DESCRIPTION: Hydraulic tools use during rescue operations JUSTIFICATION: The current hydraulic rescue tools at Station 1 were purchased in approximately 1980 and are well past their ordinary replacement date and are not as powerful as tools available today. Stronger steels in motor vehicles require more power than the current tools possess. FUNDING SOURCE: Fire Equipment Replacement Fund	Fire	15,000	-	-	-	-	-	15,000

City of Northville
Line Item Budget for the Year Ended June 30, 2023 and
Six Year Plan - 2022-2027
Capital Improvement Plan - Fire Equipment Replacement Fund

Project	Category	2021-22 Projected	2022-23 Proposed Budget	2023-24 Estimated Budget	2024-25 Estimated Budget	2025-26 Estimated Budget	2026-27 Estimated Budget	Six-Year Total
<p><u>Self Contained Breathing Apparatus System</u> DESCRIPTION: Personal protective air packs for firefighters. JUSTIFICATION: Current units will be outdated at time of replacement and are expensive to repair. The air packs are required equipment for firefighting. FUNDING SOURCE: Fire Equipment Replacement Fund</p>	Fire	-	-	-	160,000	-	-	160,000
<p><u>Thermal Imaging Cameras</u> DESCRIPTION: Thermal Image cameras assist in helping firefighters "see" through dense smoke and are used in detecting the location of trapped individual as well as the location of fire. JUSTIFICATION: This acquisition replaces two cameras that will have exceeded its useful life. Station 1 replacement is from 2005 and Station 2 replacement is from 2011. FUNDING SOURCE: Fire Equipment Replacement Fund Reserves</p>	Fire	14,000	-	-	-			14,000
<p><u>Utility Rescue Vehicle (Station 1)</u> DESCRIPTION: Used to provide access to patients in areas where a regular ambulance cannot easily gain access such as downtown festivals, road races and football games. JUSTIFICATION: This vehicle assists the City in providing rescue services to its constituents and will replace an older vehicle which will be sold upon purchase of a new one. FUNDING SOURCE: Fire Equipment Replacement Fund</p>	Fire		-	20,000	-	-	-	20,000

City of Northville
Line Item Budget for the Year Ended June 30, 2023 and
Six Year Plan - 2022-2027
Capital Improvement Plan - Fire Equipment Replacement Fund

Project	Category	2021-22 Projected	2022-23 Proposed Budget	2023-24 Estimated Budget	2024-25 Estimated Budget	2025-26 Estimated Budget	2026-27 Estimated Budget	Six-Year Total
<p>Washer/Extractor: DESCRIPTION: Replace existing washer/extractor. JUSTIFICATION: A commercial washer/extractor is used to clean turnout gear to remove carcinogens released in a fire. Current unit was purchased in 2001 and has a 25 year life. FUNDING SOURCE: Fire Equipment Replacement Fund</p>	Fire	-	-	-	-	15,000	-	15,000
<p>Thermal Imaging Cameras DESCRIPTION: Thermal Image cameras assist in helping firefighters "see" through dense smoke and are used in detecting the location of trapped individual as well as the location of fire. JUSTIFICATION: This acquisition replaces two cameras that will have exceeded its useful life. Station 1 replacement is from 2017 and Station 2 replacement is from 2017. FUNDING SOURCE: Fire Equipment Replacement Fund Reserves</p>	Fire	-	-	-	-	-	15,000	15,000
<p>Portable Computer Replacement (Both Stations) DESCRIPTION: Portable computers with rugged design capable of operating in harsh environments to prepare electronic patient reports, accessing pre-plan in the field, researching hazardous materials and performing field inspections. JUSTIFICATION: Part of a 20 year replacement program. FUNDING SOURCE: Fire Equipment Replacement Fund Reserves</p>	Fire	-	-	-	-	-	16,000	16,000
Totals for Fund 402		29,000	45,000	20,000	160,000	15,000	731,000	1,000,000

City of Northville
Line Item Budget for the Year Ended June 30, 2023 and
Six Year Plan - 2022-2027
Capital Improvement Plan - Police Equipment Replacement Fund

Project	Category	2021-22 Projected	2022-23 Proposed Budget	2023-24 Estimated Budget	2024-25 Estimated Budget	2025-26 Estimated Budget	2026-27 Estimated Budget	Six-Year Total
<p>MPSCS Radios DESCRIPTION: A 800 MHz system is used to communicate with the dispatch center. Specific quantities will be determined annually. JUSTIFICATION: Current radios were installed in 2015 and 2016. Replacements radios will keep up with current technology. Replacement is scheduled to occur over a three year period OPERATIONAL IMPACT: Impact to operating budget is a savings due to reduced maintenance costs of the older radios. FUNDING SOURCE: Police Equipment Replacement Fund</p>	Police	-	-	30,000	30,000	30,000	-	90,000
<p>Mobile Data Computers DESCRIPTION: Each patrol car is equipped with a Mobile Data Computer (MDC) to enable the officer to run queries through LEIN, SOS, and NCIC. Additionally, they are the only secure means of communication. The Officers complete their paperwork by using the MDCs and keep track of their calls for service and time. JUSTIFICATION: Existing MDCs will be beyond their life expectancy and will need to be upgraded to keep abreast of technological developments and to reach peak efficiencies that have allowed department to contain personnel costs. FUNDING SOURCE: Police Equipment Replacement Fund</p>	Police	-	-	-	30,000	-	-	30,000

City of Northville
Line Item Budget for the Year Ended June 30, 2023 and
Six Year Plan - 2022-2027
Capital Improvement Plan - Police Equipment Replacement Fund

Project	Category	2021-22 Projected	2022-23 Proposed Budget	2023-24 Estimated Budget	2024-25 Estimated Budget	2025-26 Estimated Budget	2026-27 Estimated Budget	Six-Year Total
<p>Radar Speed Sign: 403-902-973.00 DESCRIPTION: The radar speed sign is used to record motorist speeds for analysis and serves as a visual tool to educate motorists as to their actual traveled speed. JUSTIFICATION: The existing trailer was purchased in 2015. The unit does not consistently hold a charge and will continue to show wear and tear. Gathering and analyzing the the data collected will allow the police department to better allocate limited manpower resources. FUNDING SOURCE: Police Equipment Replacement Fund</p>	Police	-	-	-	-	-	4,000	4,000
<p>Replacement Police Cars DESCRIPTION: These vehicles are scheduled to replace patrol units that have more than 90,000 miles on them. JUSTIFICATION: Newer cars result in lower repair and maintenance costs and increased reliability. Replacement of a patrol unit is necessary to provide a pursuit ready, safe vehicle for emergency response to citizen calls for service. FUNDING SOURCE: Police Equipment Replacement Fund</p>	Police	40,972	41,000	41,500	42,000	42,500	43,000	250,972
<p>Firearms DESCRIPTION: Replace 6 shotguns. JUSTIFICATION: Patrol vehilces are equipped with a shotgun to enable its officers to adequately respond to an active shooter situation or other high risk incidents where its use is necessary. Current shotguns were purchased in 2017 and the useful life is 10 years. FUNDING SOURCE: Police Equipment Replacement Fund</p>	Police	-	-	-	-	-	3,600	3,600

City of Northville
Line Item Budget for the Year Ended June 30, 2023 and
Six Year Plan - 2022-2027
Capital Improvement Plan - Police Equipment Replacement Fund

Project	Category	2021-22 Projected	2022-23 Proposed Budget	2023-24 Estimated Budget	2024-25 Estimated Budget	2025-26 Estimated Budget	2026-27 Estimated Budget	Six-Year Total
<p><u>LIDAR Device</u> DESCRIPTION: Replacement of existing LIDAR device. JUSTIFICATION: Hand held Light Detecting and Ranging (LIDAR) devices have become more prevalent in law enforcement due to their compact nature and ability to be target selective as opposed to traditional RADAR. The current LIAR was purchased during fiscal year 2015-2016. Due to technological advances and the normal degrading of electronics over time, this will replace the existing LIDAR unit. OPERATIONAL IMPACT: Minimal impact to operating budget. FUNDING SOURCE: Police Equipment Replacement Fund</p>	Police	5,000	-	-	-	-	-	5,000
<p><u>In Car Cameras, Body Cameras, and Server</u> DESCRIPTION: Replacement of 6 in-car cameras and server. Addition of 13 body-worn cameras. JUSTIFICATION: The current in-car systems are on a five year scheduled replacement program. This schedule is based on continued exposure to extreme temperatures as well as technological updates. With an increase in FOIA requests for documented police activity, the cameras are a necessity. OPERATIONAL IMPACT:Body worn cameras may reduce liability costs. Savings should be realized on decreased maintenance and ability to redact videos in-house. FUNDING SOURCE: MMRMA RAP Grants and Police Equipment Replacement Fund</p>	Police	-	-	-	90,000	-	-	90,000

City of Northville
Line Item Budget for the Year Ended June 30, 2023 and
Six Year Plan - 2022-2027
Capital Improvement Plan - Police Equipment Replacement Fund

Project	Category	2021-22 Projected	2022-23 Proposed Budget	2023-24 Estimated Budget	2024-25 Estimated Budget	2025-26 Estimated Budget	2026-27 Estimated Budget	Six-Year Total
<p><u>Tasers</u> DESCRIPTION: Purchase 13 new Tasers. JUSTIFICATION: Tasers are on a five year scheduled replacement program to keep up with technological updates. The manufacturer will not repair products over five years old. FUNDING SOURCE: Police Equipment Replacement Fund</p>	Police	23,000	-		-	-	23,000	46,000
<p><u>Modems</u> DESCRIPTION: Replace six modems that connect car computers to various law enforcement databases and networks and GPS capabilities. JUSTIFICATION: Existing modems are on a 4G platform and are expected to last 5 years. At that point, wireless technology will have evolved to a new level. This replacement will coincide with the MDC replacement schedule. FUNDING SOURCE: Police Equipment Replacement Fund</p>	Police	-	-	-	6,600	-	-	6,600
<p><u>Automatic External Defibrillators (AED)</u> DESCRIPTION: Replace three AEDs for the Police Department vehicles. JUSTIFICATION: These existing lifesaving tools were last replaced in 2017. Life expectancy is seven years. Temperature extremes in patrol vehicles may cause electronic components to degrade more quickly. FUNDING SOURCE: Police Equipment Replacement Fund</p>	Police	-	-	5,400	-	-	-	5,400

City of Northville
Line Item Budget for the Year Ended June 30, 2023 and
Six Year Plan - 2022-2027
Capital Improvement Plan - Police Equipment Replacement Fund

Project	Category	2021-22 Projected	2022-23 Proposed Budget	2023-24 Estimated Budget	2024-25 Estimated Budget	2025-26 Estimated Budget	2026-27 Estimated Budget	Six-Year Total
Gas Masks (16) DESCRIPTION: Gas masks properly fitted to each officer. JUSTIFICATION: Standard equipment for front-line officers when managing crowd control and riot control situations. Extremely important that gas masks are up to date since they provide protection from airborne agents. Gas masks have not been purchased for several years. FUNDING SOURCE: Police Equipment Replacement Fund		-	10,551	-	-	-	-	10,551
Radar Units DESCRIPTION: Replacement of six in-car radar units. JUSTIFICATION: More than one-third of City-issued traffic violations are for speed. Current units will be eight years old at time of replacement. Reliable radar units are a necessity for speed enforcement. FUNDING SOURCE: Police Equipment Replacement Fund	Police	-	-	14,400	-	-	-	14,400
Totals for Fund 403		68,972	51,551	91,300	198,600	72,500	73,600	556,523

City of Northville
Line Item Budget for the Year Ended June 30, 2023 and
Six Year Plan - 2022-2027
Capital Improvement Plan - Housing Commission

Project	Category	2021-22 Projected	2022-23 Proposed Budget	2023-24 Estimated Budget	2024-25 Estimated Budget	2025-26 Estimated Budget	2026-27 Estimated Budget	Six-Year Total
<p><u>Boiler System:</u> DESCRIPTION: Replace existing boiler system JUSTIFICATION: The current boiler will be 19 years old at time of proposed replacement. It is rusting and parts are difficult to find and costly. FUNDING SOURCE: Reserved funds from Housing operations</p>	Senior Housing	-	100,000	-	-	-	-	100,000
<p><u>Automatic Sliding Glass Door Replacements:</u> DESCRIPTION: Replace the automatic doors leading to the activity room and the main exterior/interior entryway. JUSTIFICATION: The existing doors are 22 years old and experiencing problems Many replacement parts are not available and must be custom-made. FUNDING SOURCE: Reserved funds from Housing operations.</p>	Senior Housing	45,000	-	-	-	-	-	45,000
<p><u>Refrigerators:</u> DESCRIPTION: Replace refrigerators in all apartments. JUSTIFICATION: The existing units are currently 21 years old and are in need of constant repair. They will be replaced with energy-efficient models. FUNDING SOURCE: Reserved funds from Housing operations.</p>	Senior Housing	-	-	-	130,000	-	-	130,000

City of Northville
Line Item Budget for the Year Ended June 30, 2023 and
Six Year Plan - 2022-2027
Capital Improvement Plan - Housing Commission

Project	Category	2021-22 Projected	2022-23 Proposed Budget	2023-24 Estimated Budget	2024-25 Estimated Budget	2025-26 Estimated Budget	2026-27 Estimated Budget	Six-Year Total
<p>Activity Room and Patio Renovation: DESCRIPTION: Replace the original aluminum framed skylight located in the activities room and improve the patio drainage. JUSTIFICATION: The atrium framing is original to the building (1978). The aluminum flashing has failed and the mortar is eroding. Requires multiple repairs to the glazing units as window seals fail and leak; also resulting in staining on the interior of the arch. FUNDING SOURCE: Reserved funds from Housing operations.</p>	Senior Housing	260,700	-	-	-	-	-	260,700
<p>Security Camera Replacements DESCRIPTION: Replace existing security cameras JUSTIFICATION: Replacement needed due to age of current cameras. Upgrading the system will allow reallocation of staff time that is currently spent viewing recordings, patrolling the site, and will permit staff to view the building from mobile devices. FUNDING SOURCE: Reserved funds from Housing operations.</p>	Senior Housing	10,000	-	-	-	-	-	10,000
<p>Interior Apartment Door Replacements: DESCRIPTION: Replace existing apartment interior doors JUSTIFICATION: These doors are original to the over 40-year old building and have become warped requiring continuous maintenance to close and adjust locksets. The wooden doors, originally varnished, now cannot be painted to give them an updated look. Replacing locksets is also a difficult process. The majority of these doors have knob handles that require gripping and turning to open that may be difficult for seniors with limited hand mobility to operate. FUNDING SOURCE: Reserved funds from Housing operations.</p>	Senior Housing	55,000	7,000	-	-	-	-	62,000

City of Northville
Line Item Budget for the Year Ended June 30, 2023 and
Six Year Plan - 2022-2027
Capital Improvement Plan - Housing Commission

Project	Category	2021-22 Projected	2022-23 Proposed Budget	2023-24 Estimated Budget	2024-25 Estimated Budget	2025-26 Estimated Budget	2026-27 Estimated Budget	Six-Year Total
Stoves: DESCRIPTION: Replace electric stoves in all apartments. JUSTIFICATION: The existing units are 20 years old and are in need of constant repair. They will be replaced with energy-efficient models. FUNDING SOURCE: Reserved funds from Housing operations.	Senior Housing	-	-	61,200	-	-	-	61,200
Trash Compactor: DESCRIPTION: Replace waste compaction trash bag packer. JUSTIFICATION: The existing system is approximately 20 years old and requires staff to handle the trash which is unsafe and unsanitary. FUNDING SOURCE: Reserved funds from Housing operations.	Senior Housing	20,000	-	-	-	-	-	20,000
Furniture in Activity Room: DESCRIPTION: Replace all furniture in the activity room. JUSTIFICATION: The existing furniture is 20-25 years old. The fabric is worn, the cushions are collapsed. This furniture is used on a daily basis. FUNDING SOURCE: Reserved funds from Housing operations.	Senior Housing	39,310	-	-	-	-	-	39,310
Totals for Fund 404		430,010	107,000	61,200	130,000	-	-	728,210

Capital Improvement Plan

Enterprise Funds

City of Northville
Line Item Budget for the Year Ended June 30, 2023 and
Six Year Plan - 2022-2027
Capital Improvement Plan - Water and Sewer Fund

Project	Category	2021-22 Projected	2022-23 Proposed Budget	2023-24 Estimated Budget	2024-25 Estimated Budget	2025-26 Estimated Budget	2026-27 Estimated Budget	Six-Year Total
<p><u>Elevated Water Storage Tank Cathodic Protection</u> DESCRIPTION: The City's elevated water storage tank was completely painted in 2007 at which time the old cathodic protection equipment was removed. As it is not needed for the first five years of the paint life, a new system should be added to help retard rust and extend the life of the paint. JUSTIFICATION: The cathodic protection will extend the paint life of the storage tank from 5-8 years to 10-15 years. FUNDING SOURCE: Water and Sewer Fund</p>	Water and Sanitary Sewer	-	16,000	-	-	-	-	16,000
<p><u>Lake Street Water Main Replacement</u> DESCRIPTION: This project will replace the existing undersized water main with a new 8HDPE water main. JUSTIFICATION: The existing main is failing and has caused a number of water main breaks over the last five years. FUNDING SOURCE: Water and Sewer Fund</p>	Water and Sanitary Sewer	141,175	459,737	-	-	-	-	600,912
<p><u>Valve Replacement</u> DESCRIPTION: Select and replace critical valve's in the water distribution system that are broken or no longer functional. JUSTIFICATION: Will enable the City to regain control over areas of the existing water system so that fewer residents will lose water supply during a water main break. FUNDING SOURCE: Water and Sewer Fund</p>	Water and Sanitary Sewer	40,000	40,000	40,000	-	-	-	120,000
<p><u>Water Tower Painting</u> DESCRIPTION: Painting of water tower JUSTIFICATION: A July 2018 inspection indicated the need for exterior painting of the water tower. FUNDING SOURCE: Water and Sewer Fund</p>	Water and Sanitary Sewer	-	305,400	-	-	-	-	305,400

City of Northville
Line Item Budget for the Year Ended June 30, 2023 and
Six Year Plan - 2022-2027
Capital Improvement Plan - Water and Sewer Fund

Project	Category	2021-22 Projected	2022-23 Proposed Budget	2023-24 Estimated Budget	2024-25 Estimated Budget	2025-26 Estimated Budget	2026-27 Estimated Budget	Six-Year Total
TBD Water Main Projects : 592-557-801.66 DESCRIPTION: Funding for future water main projects as determined necessary. JUSTIFICATION: With an aging water system, replacements are needed periodically. FUNDING SOURCE: Water and Sewer Fund	Water and Sanitary Sewer	-	150,000	650,000	650,000	650,000	650,000	2,750,000
Totals for Fund 592		181,175	971,137	690,000	650,000	650,000	650,000	3,792,312

Capital Improvement Plan

Internal Service Funds

This page intentionally left blank

City of Northville
Line Item Budget for the Year Ended June 30, 2023 and
Six Year Plan - 2022-2027
Capital Improvement Plan - Equipment Fund

Project	Category	2021-22 Projected	2022-23 Proposed Budget	2023-24 Estimated Budget	2024-25 Estimated Budget	2025-26 Estimated Budget	2026-27 Estimated Budget	Six-Year Total
Utility Truck: DESCRIPTION: Replacement of 2004 pickup truck JUSTIFICATION: The current truck will be 19 years old and requires maintenance and repairs. FUNDING SOURCE: Equipment Fund Reserves	Public Facilities and Equipment	-	35,000	-	-	-	-	35,000
Asphalt Hot Box: DESCRIPTION: New piece of equipment. JUSTIFICATION: Provides in-house patching of road surfaces providing longer-term benefits. FUNDING SOURCE: Equipment Fund Reserves	Public Facilities and Equipment		15,000					15,000
Dump Truck: DESCRIPTION: One-ton 4x4 Dump Truck JUSTIFICATION: Replace a 2003 F350 truck needed for plowing, hauling and cemetery operations. FUNDING SOURCE: Equipment Fund & Insurance Proceeds	Public Facilities and Equipment	-	-		-	-	45,000	45,000
V-Box Salt Spreader: DESCRIPTION: Replacement salt spreader box for trucks. JUSTIFICATION: The current salt spreader box has rusted beyond repair. Replacement will keep truck efficient as a snow removal vehicle. FUNDING SOURCE: Equipment Fund Reserves	Public Facilities and Equipment	15,350	-	-	-	-	-	15,350

City of Northville
Line Item Budget for the Year Ended June 30, 2023 and
Six Year Plan - 2022-2027
Capital Improvement Plan - Equipment Fund

Project	Category	2021-22 Projected	2022-23 Proposed Budget	2023-24 Estimated Budget	2024-25 Estimated Budget	2025-26 Estimated Budget	2026-27 Estimated Budget	Six-Year Total
Bucket Truck - Used: DESCRIPTION: Replace 2001 truck with a used bucket truck. JUSTIFICATION: This vehicle will be 22 years old at time of proposed replacement. Truck is necessary for tree trimming, hanging banners, and light pole repairs. FUNDING SOURCE: Racetrack Breakage	Public Facilities and Equipment	-	-	50,000	-	-	-	50,000
Sidewalk Snow Remover: DESCRIPTION: Replacement of 2006 snow remover. JUSTIFICATION: The current equipment needs frequent repairs and will be 16 years old at time of scheduled replacement. FUNDING SOURCE: Equipment Fund Reserves	Public Facilities and Equipment	-	-	-	30,000	-	-	30,000
Flatbed Truck w/ Lift Gate: DESCRIPTION: Replacement of 1994 truck. JUSTIFICATION: The current equipment needs frequent repairs and will be 31 years old at time of scheduled replacement. FUNDING SOURCE: Equipment Fund Reserves	Public Facilities and Equipment	-	-	-	-	45,000	-	45,000
Totals for Fund 661		15,350	50,000	50,000	30,000	45,000	45,000	235,350

Capital Improvement Plan

Component Unit

City of Northville
Line Item Budget for the Year Ended June 30, 2023 and
Six Year Plan - 2022-2027
Capital Improvement Plan - Downtown Development Authority

Project	Category	2021-22 Projected	2022-23 Proposed Budget	2023-24 Estimated Budget	2024-25 Estimated Budget	2025-26 Estimated Budget	2026-27 Estimated Budget	Six-Year Total
Fire Pit Replacement: DESCRIPTION: Replacement of fire pit in Town Square. JUSTIFICATION: The current fire pit is old and requires frequent service. Parts are hard to find. FUNDING SOURCE: Captured Tax Revenues	Downtown Development Authority	-	25,000					25,000
Mural Project DESCRIPTION: An historic mural to be placed at the corner of Main and Center Streets as identified in the 2017 Strategic Plan for Downtown Northville. JUSTIFICATION: Help recruit visitors to the Downtown. FUNDING SOURCE: Captured Tax Revenues	Downtown Development Authority	12,000	-	-	-	-	-	12,000
Street Lighting Conversion: DESCRIPTION: Conversion of lights from high pressure sodium to a more energy efficient lighting source. JUSTIFICATION: More energy efficient. FUNDING SOURCE: Captured Tax Revenues	Downtown Development Authority	20,000	10,000	10,000	10,000	10,000	-	60,000
Totals for Fund 248		32,000	35,000	10,000	10,000	10,000	-	97,000

Capital Improvement Plan

20 Year Plans

Fire Equipment Replacement Fund

20 Year Plan

City of Northville
Fire Equipment Replacement Fund - 20 Year Plan - City Vehicles

	Pumper 1751	Station 1 Improvements	QRV 1731	Pumper 1701	Ambulance	Rescue Utility Vehicle	City Contingency	Total
Year Acquired	2002		2014	2019	2021	2004		
Average Life	25	One time	25	25	20	20		
1st Replacement Cost	\$ 700,000	\$ 7,400	\$ 350,000	\$ 750,000	\$ 300,000	\$ 20,000		
2nd Replacement Cost	\$ 850,000		\$ 500,000	\$ 900,000	\$ 400,000	\$ 25,000		
Year of Replacement - 1	2027	TBD	2039	2044	2041	2024		
Year of Replacement - 2	2052		2064	2069	2061	2044		
FY21 Ending Balance	372,695	166,000	76,090	60,000	-	11,428	98,726	784,939
FY 2022								
Interest Income	-						-	-
Northville Contribution	50,000		15,218	30,000	15,000	2,857		113,075
Purchase								-
Ending Balance	422,695	166,000	91,308	90,000	15,000	14,285	98,726	898,014
FY 2023								
Interest Income	5,076						-	5,076
Northville Contribution	50,000		15,218	30,000	15,000	2,857		113,075
Purchase								-
Ending Balance	477,771	166,000	106,526	120,000	30,000	17,142	98,726	1,016,165
FY 2024								
Interest Income	5,009					1	-	5,010
Northville Contribution	50,000		15,218	30,000	15,000	2,857		113,075
Purchase						(20,000)		(20,000)
Ending Balance	532,780	166,000	121,744	150,000	45,000	-	98,726	1,114,250
FY 2025								
Interest Income	4,815						-	4,815
Northville Contribution	50,000		15,218	30,000	15,000	1,250		111,468
Purchase								-
Ending Balance	587,595	166,000	136,962	180,000	60,000	1,250	98,726	1,230,533
FY 2026								
Interest Income	5,037							5,037
Northville Contribution	50,000		15,218	30,000	15,000	1,250		111,468
Purchase								-
Ending Balance	642,632	166,000	152,180	210,000	75,000	2,500	98,726	1,347,038

City of Northville
Fire Equipment Replacement Fund - 20 Year Plan - City Vehicles

	Pumper 1751	Station 1 Improvements	QRV 1731	Pumper 1701	Ambulance	Rescue Utility Vehicle	City Contingency	Total
Year Acquired	2002		2014	2019	2021	2004		
Average Life	25	One time	25	25	20	20		
1st Replacement Cost	\$ 700,000	\$ 7,400	\$ 350,000	\$ 750,000	\$ 300,000	\$ 20,000		
2nd Replacement Cost	\$ 850,000		\$ 500,000	\$ 900,000	\$ 400,000	\$ 25,000		
Year of Replacement - 1	2027	TBD	2039	2044	2041	2024		
Year of Replacement - 2	2052		2064	2069	2061	2044		
FY 2027								
Interest Income	7,376						6,104	13,480
Northville Contribution	50,000		15,218	30,000	15,000	1,250		111,468
Purchase	(700,000)							(700,000)
Ending Balance	8	166,000	167,398	240,000	90,000	3,750	104,830	771,986
FY 2028								
Interest Income							7,720	7,720
Northville Contribution	34,000		15,218	30,000	15,000	1,250		95,468
Purchase								-
Ending Balance	34,008	166,000	182,616	270,000	105,000	5,000	112,550	875,174
FY 2029								
Interest Income							8,760	8,760
Northville Contribution	34,000		15,218	30,000	15,000	1,250		95,468
Purchase								-
Ending Balance	68,008	166,000	197,834	300,000	120,000	6,250	121,310	979,402
FY 2030								
Interest Income							9,800	9,800
Northville Contribution	34,000		15,218	30,000	15,000	1,250		95,468
Purchase								-
Ending Balance	102,008	166,000	213,052	330,000	135,000	7,500	131,110	1,084,670
FY 2031								
Interest Income							10,850	10,850
Northville Contribution	34,000		15,218	30,000	15,000	1,250		95,468
Purchase								-
Ending Balance	136,008	166,000	228,270	360,000	150,000	8,750	141,960	1,190,988

**City of Northville
Fire Equipment Replacement Fund - 20 Year Plan - City Vehicles**

	Pumper 1751	Station 1 Improvements	QRV 1731	Pumper 1701	Ambulance	Rescue Utility Vehicle	City Contingency	Total
Year Acquired	2002		2014	2019	2021	2004		
Average Life	25	One time	25	25	20	20		
1st Replacement Cost	\$ 700,000	\$ 7,400	\$ 350,000	\$ 750,000	\$ 300,000	\$ 20,000		
2nd Replacement Cost	\$ 850,000		\$ 500,000	\$ 900,000	\$ 400,000	\$ 25,000		
Year of Replacement - 1	2027	TBD	2039	2044	2041	2024		
Year of Replacement - 2	2052		2064	2069	2061	2044		
FY 2032								
Interest Income							11,910	11,910
Northville Contribution	34,000		15,218	30,000	15,000	1,250		95,468
Purchase								-
Ending Balance	170,008	166,000	243,488	390,000	165,000	10,000	153,870	1,298,366
FY 2033								
Interest Income							12,990	12,990
Northville Contribution	34,000		15,218	30,000	15,000	1,250		95,468
Purchase								-
Ending Balance	204,008	166,000	258,706	420,000	180,000	11,250	166,860	1,406,824
FY 2034								
Interest Income							14,070	14,070
Northville Contribution	34,000		15,218	30,000	15,000	1,250		95,468
Purchase								-
Ending Balance	238,008	166,000	273,924	450,000	195,000	12,500	180,930	1,516,362
FY 2035								
Interest Income							15,170	15,170
Northville Contribution	34,000		15,218	30,000	15,000	1,250		95,468
Purchase			-					-
Ending Balance	272,008	166,000	289,142	480,000	210,000	13,750	196,100	1,627,000
FY 2036								
Interest Income							16,270	16,270
Northville Contribution	34,000		15,218	30,000	15,000	1,250		95,468
Purchase								-
Ending Balance	306,008	166,000	304,360	510,000	225,000	15,000	212,370	1,738,738

City of Northville
Fire Equipment Replacement Fund - 20 Year Plan - City Vehicles

	Pumper 1751	Station 1 Improvements	QRV 1731	Pumper 1701	Ambulance	Rescue Utility Vehicle	City Contingency	Total
Year Acquired	2002		2014	2019	2021	2004		
Average Life	25	One time	25	25	20	20		
1st Replacement Cost	\$ 700,000	\$ 7,400	\$ 350,000	\$ 750,000	\$ 300,000	\$ 20,000		
2nd Replacement Cost	\$ 850,000		\$ 500,000	\$ 900,000	\$ 400,000	\$ 25,000		
Year of Replacement - 1	2027	TBD	2039	2044	2041	2024		
Year of Replacement - 2	2052		2064	2069	2061	2044		
FY 2037								
Interest Income							17,390	17,390
Northville Contribution	34,000		15,218	30,000	15,000	1,250		95,468
Purchase								-
Ending Balance	340,008	166,000	319,578	540,000	240,000	16,250	229,760	1,851,596
FY 2038								
Interest Income							18,520	18,520
Northville Contribution	34,000		15,218	30,000	15,000	1,250		95,468
Purchase								-
Ending Balance	374,008	166,000	334,796	570,000	255,000	17,500	248,280	1,965,584
FY 2039								
Interest Income							19,660	19,660
Northville Contribution	34,000		15,204	30,000	15,000	1,250		95,454
Purchase			(350,000)					(350,000)
Ending Balance	408,008	166,000	-	600,000	270,000	18,750	267,940	1,730,698
FY 2040								
Interest Income							17,310	17,310
Northville Contribution	34,000		20,000	30,000	15,000	1,250		100,250
Purchase			-		-			-
Ending Balance	442,008	166,000	20,000	630,000	285,000	20,000	285,250	1,848,258
FY 2041								
Interest Income							18,490	18,490
Northville Contribution	34,000		20,000	30,000	15,000	1,250		100,250
Purchase			-		(300,000)			(300,000)
Ending Balance	476,008	166,000	40,000	660,000	-	21,250	303,740	1,666,998

	Turnout Gear w/ Helmets & Boots	Pagers	SCBA System Station 2	SCBA System Station 1	Aerial Truck (Shared)	Radios	Toughbooks (4)	Thermal Imaging Camera Station #1	Thermal Imaging Camera Station #1	Thermal Imaging Camera Station #2	Thermal Imaging Camera Station #2	Hydraulic Rescue Tools Station #1	Hydraulic Rescue Tools Station #2	AED's (4)	Washer/ Extractor	SCBA Compressor, Cascade, & Fill Station	Hoses	Chest Compression Devices	Gas Monitors	Shared Contingency	Total	
Year Acquired	2020	2017	2011	2014	2016	2020	2020	2017	2005	2017	2011	1980	2011	2021	2001	2011	2020	2020	2022			
Average Life	8	6	14	14	25	10	7	10	10	10	10	20	20	10	25	20	20	10	5			
1st Replacement Cost	\$ 200,000	\$ 45,000	\$ 160,000	\$ 160,000	\$ 1,300,000	\$ 365,000	\$ 16,000	\$ 7,500	\$ 7,000	\$ 7,500	\$ 7,000	\$ 15,000	\$ 20,000	\$ 7,000	\$ 15,000	\$ 55,000	\$ 238,384	\$ 32,017	\$ 4,800			
2nd Replacement Cost	\$ 208,000	\$ 47,000	\$ 175,000	\$ 175,000		\$ 365,000	\$ 16,000	\$ 8,000	\$ 7,500	\$ 8,000	\$ 7,500	\$ 20,000	\$ 25,000	\$ 8,000	\$ 20,000		\$ 165,000	\$ 37,000	\$ 9,600			
Year of Replacement - 1	2028	2023	2025	2028	2041	2030	2027	2027	2022	2027	2022	2021	2031	2031	2026	2031	2040	2030	2022			
Year of Replacement - 2	2036	2029	2039	2042		2040	2034	2037	2032	2037	2032	2041	2051	2039	2051	2051		2040	2027			
Year of Replacement - 3	2044	2035																	2032			
Year of Replacement - 4	2052	2041																	2037			
FY 2037																						
Interest Income					16,770															-	16,770	
Shared Contribution	26,000	8,167	12,500	12,500	47,000	36,500	2,286	800	800	800	800	1,000	1,250	800	800	2,750	8,250	4,000	2,000		169,003	
Purchase								(8,000)		(8,000)									(10,000)			(26,000)
Ending Balance	26,000	16,336	150,000	112,500	1,039,635	255,500	6,862	-	4,000	-	4,000	16,000	7,500	4,800	8,800	16,520	140,250	28,000	-	-	1,836,703	
FY 2038																						
Interest Income					18,370															-	18,370	
Shared Contribution	26,000	8,167	12,500	12,500	47,000	36,500	2,286	850	800	850	800	1,000	1,250	800	800	2,750	8,250	4,000	2,000		169,103	
Purchase																						-
Ending Balance	52,000	24,503	162,500	125,000	1,105,005	292,000	9,148	850	4,800	850	4,800	17,000	8,750	5,600	9,600	19,270	148,500	32,000	2,000	-	2,024,176	
FY 2039																						
Interest Income					20,250															-	20,250	
Shared Contribution	26,000	8,167	12,500	12,500	47,000	36,500	2,286	850	800	850	800	1,000	1,250	800	800	2,750	8,250	4,000	2,000		169,103	
Purchase																			(175,000)			(175,000)
Ending Balance	78,000	32,670	-	137,500	1,172,255	328,500	11,434	1,700	5,600	1,700	5,600	18,000	10,000	6,400	10,400	22,020	156,750	36,000	4,000	-	2,038,529	
FY 2040																						
Interest Income					20,390															-	20,390	
Shared Contribution	26,000	8,167	12,500	12,500	47,000	36,500	2,286	850	800	850	800	1,000	1,250	800	800	2,750	8,250	4,000	2,000		169,103	
Purchase																			(365,000)			(570,000)
Ending Balance	104,000	40,837	12,500	150,000	1,239,645	-	13,720	2,550	6,400	2,550	6,400	19,000	11,250	7,200	11,200	24,770	-	-	6,000	-	1,658,022	

Police Equipment Replacement Fund

20 Year Plan

City of Northville
Police Department Capital Equipment - 20 Year Plan

	(6) Patrol Vehicles incl. setup	Vehicle Setup & Conversions	Side Arms	Patrol Rifles	Shotguns	LIDAR Radar	MDC's	In-car Cameras, Body Cams, Server	Speed Trailer/Sign	Radar	Tasers	800 Mhz Radios	AED's	Laptop	MDC Modems	Shields	Gas Masks	Key Fob Access	Contingency/ Other	Totals
Fiscal Year Acquired	Annually	2020	2018	2017	2015	2020	2020	2020	2017	2017	2016	2015-2016	2017	2017	2020	2019	2022	2023		
Average Life in Years	3	8	10	10	7	5	5	5	10	7	5	7	7	4	5	10	15			
Quantity	1 per year	15	3	6	1	6	6	6 / 13	2	6	13		3	1	6	1	13			
Unit Price	\$40,000	\$800	\$1,100	\$600	\$5,000	\$5,000			\$4,000	\$2,400	\$1,769	\$90,000	\$1,800	\$694	\$1,100	\$3,200	\$1,000	\$12,000		
1st Replacement Cost	\$40,000	\$13,000	\$3,300	\$3,600	\$5,000	\$30,000	\$90,000	\$4,000	\$14,400	\$23,000	\$90,000	\$5,400	\$800	\$6,600	\$3,200	\$13,000				
Year of Replacement - 1	2022	2028	2028	2027	2022	2025	2025	2027	2024	2022	2022-2024	2024	2022	2025	2029	2037		2023		
Year of Replacement - 2	2023	2036	2038	2037	2029	2030	2030	2037	2031	2027	2029-2031	2031	2026	2030	2039					
Year of Replacement - 3	2024	2044			2036	2035	2035		2038	2032	2036-2038	2038	2030	2035						
Year of Replacement - 4	2025				2043	2040	2040			2037			2034	2040						
FY 2040																				
Operating Transfers	49,500	16,000	1,625	330	360	714	6,600	20,000	500	2,300	4,600	12,858	825	225	1,320	300	867		76	119,000
Interest Earnings																			2,255	2,255
Purchase	(49,500)	(16,000)					(33,000)	(100,000)		-		(30,000)	-		(6,600)	(3,460)				(238,560)
Ending Balance	-	-	6,500	660	1,080	2,856	-	-	1,500	4,600	13,800	(850)	1,650	450	-	-	2,601	-	75,762	108,191
FY 2041																				
Operating Transfers	50,000	16,000	1,625	330	360	714	6,600	20,000	500	2,300	4,600	12,857	825	225	1,320	300	867		577	120,000
Interest Earnings																			1,082	1,082
Purchase	(50,000)	(16,000)								-			-							(66,000)
Ending Balance	-	-	8,125	990	1,440	3,570	6,600	20,000	2,000	6,900	18,400	12,007	2,475	675	1,320	300	3,468	-	77,421	163,273